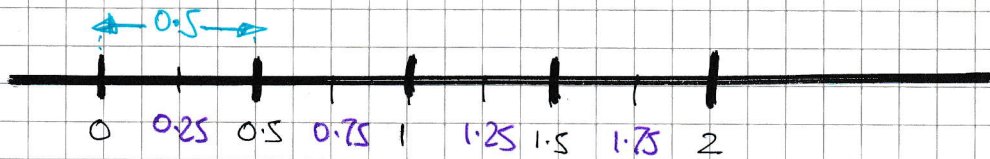


1YGB - SYNF PAPER C - QUESTION 1

DRAW A TABLE OF VALUES BASED ON MIDPOINTS



x	0.25	0.75	1.25	1.75
3^x	$3^{0.25}$	$3^{0.75}$	$3^{1.25}$	$3^{1.75}$

USING THE MID-ORDINATE RULE FORMULA

$$\begin{aligned}\int_0^2 3^x dx &\approx (\text{THICKNESS}) \times (\text{SUM OF ALL}) \\ &\approx 0.5 \times [3^{0.25} + 3^{0.75} + 3^{1.25} + 3^{1.75}] \\ &\approx 7.191162\dots \\ &\approx \underline{7.19} \quad \text{3 sf}\end{aligned}$$

IYGB - SYNF PAPER C - QUESTION 2

UNRAILING AS FOLLOWS

$$y = \frac{A}{x^2} + B$$

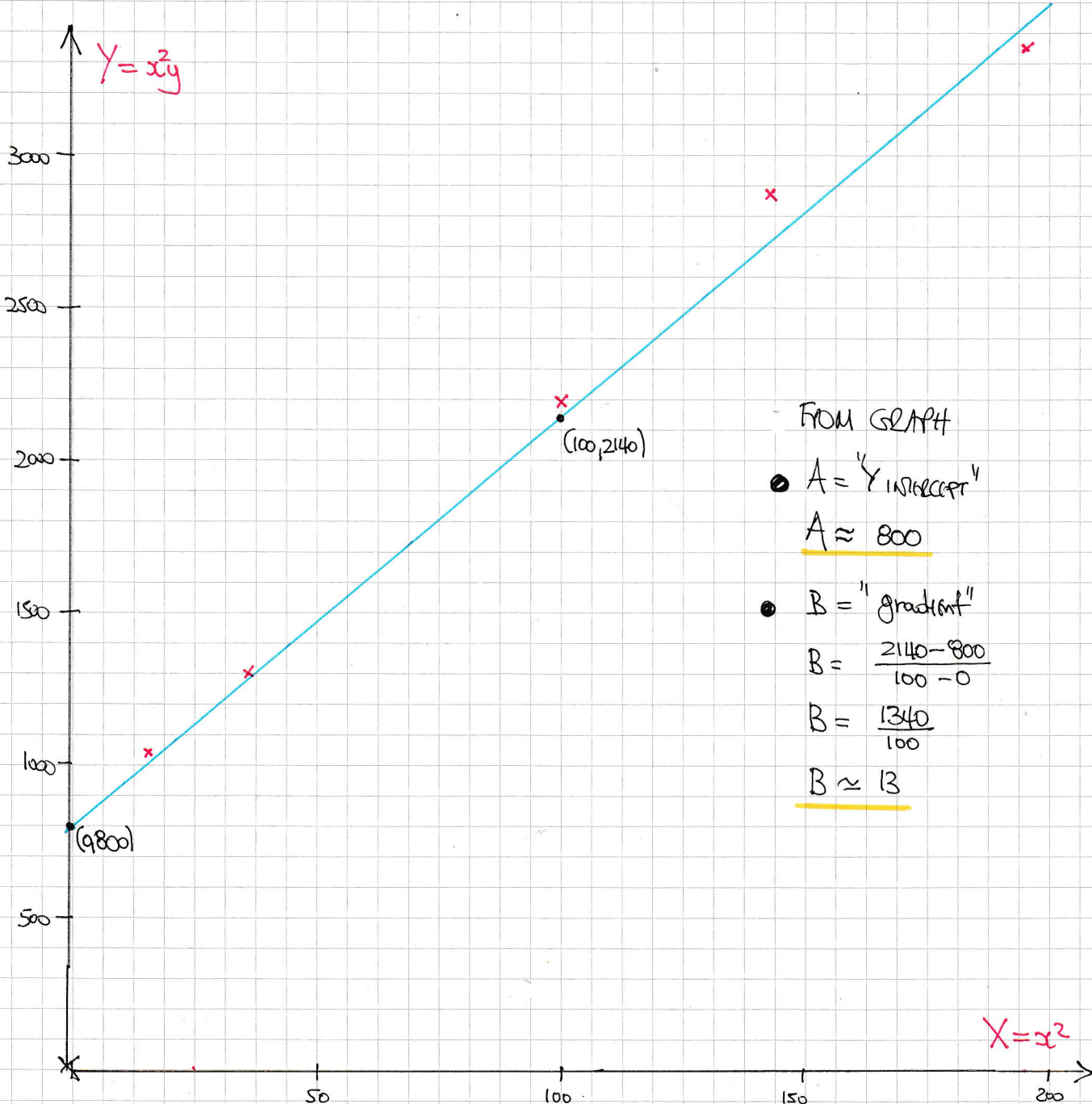
$$x^2y = A + Bx^2$$

$$x^2y = Bx^2 + A$$

$$Y = mX + C$$

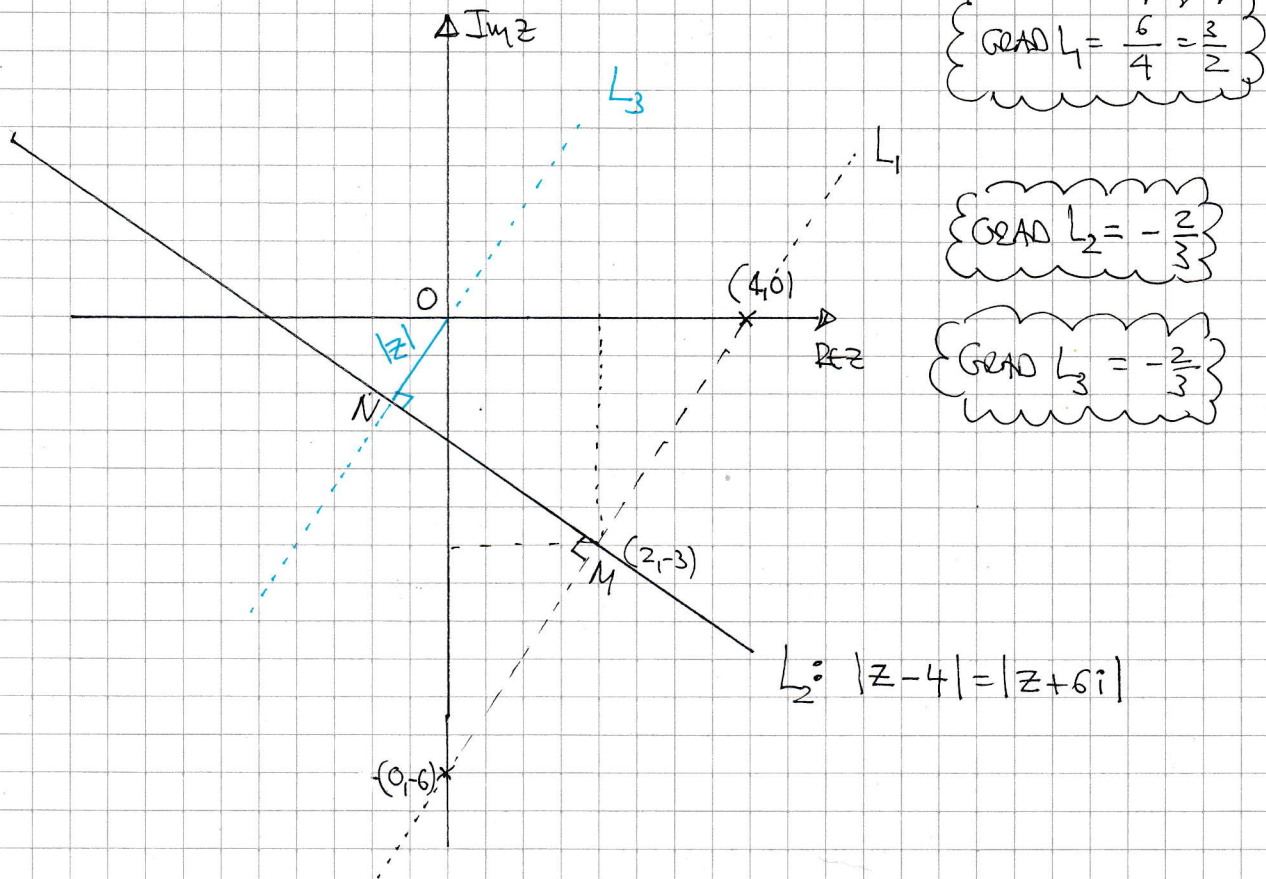
$X = x^2$	16	36	100	144	196
$Y = x^2y$	1056	1296	2200	2880	3332

PLOTTING ACCURATELY



IVGB - SYMF PAPER C - QUESTION 3

SKETCH THE STANDARD LOCUS



FIND SOME EQUATIONS NEXT

$$\left. \begin{array}{l} L_2: y + 3 = -\frac{2}{3}(x - 2) \\ L_3: y = \frac{2}{3}x \end{array} \right\} \Rightarrow \begin{array}{l} \frac{2}{3}x + 3 = -\frac{2}{3}x + \frac{4}{3} \\ 9x + 18 = -4x + 8 \end{array}$$

$$13x = -10$$

$$x = -\frac{10}{13} \quad y = \frac{15}{13}$$

$$\text{ie } N \left(-\frac{10}{13}, \frac{15}{13} \right)$$

$$-\frac{10}{13} + \frac{15}{13}i$$

FINALLY $|z|_{\min} = |ON|$

$$\begin{aligned} &= \left| -\frac{10}{13} + \frac{15}{13}i \right| = \frac{5}{13} |-2 + 3i| = \frac{5}{13} \sqrt{4+9} = \frac{5}{13} \sqrt{13} \\ &= \frac{5}{\sqrt{13}} \end{aligned}$$

-1-

NYGB - SYNF PAPER C - QUESTION 4

a) USING STANDARD FORMULAE FOR SUMS

$$\begin{aligned}\sum_{r=1}^n (r+1)(r+5) &= \sum_{r=1}^n (r^2 + 6r + 5) = \sum_{r=1}^n r^2 + 6 \sum_{r=1}^n r + 5 \sum_{r=1}^n 1 \\ &= \frac{1}{6}n(n+1)(2n+1) + 6 \times \frac{1}{2}n(n+1) + 5n \\ &= \frac{1}{6}n(n+1)(2n+1) + 3n(n+1) + 5n \\ &= \frac{1}{6}n \left[(n+1)(2n+1) + 18(n+1) + 30 \right] \\ &= \frac{1}{6}n \left[2n^2 + 3n + 1 + 18n + 18 + 30 \right] \\ &= \frac{1}{6}n \left[2n^2 + 21n + 49 \right] \\ &= \frac{1}{6}n (2n+7)(n+7) \quad \text{As required}\end{aligned}$$

b) USING THE RESULT OF PART (a)

$$\begin{aligned}\sum_{r=11}^{40} (r+1)(r+5) &= \sum_{r=1}^{40} (r+1)(r+5) - \sum_{r=1}^{10} (r+1)(r+5) \\ &= \frac{1}{6} \times 40 \times 47 \times 49 - \frac{1}{6} \times 10 \times 27 \times 17 \\ &= 27260 - 765 \\ &= \underline{26495} \quad \text{As required}\end{aligned}$$

LYGB - SYNF PAPER C - QUESTION 5

DETERMINE THE VALUE OF Z IN CARTESIAN FORM

$$\begin{aligned} z &= i(1+i)(1-2i)^2 = (i+i^2)(1-4i+4i^2) \\ &= (-1+i)(-3-4i) \\ &= 3+4i-3i+4 \\ &= 7+i \end{aligned}$$

SUBSTITUTE INTO THE GIVEN RELATIONSHIP

$$\begin{aligned} \Rightarrow \overline{z-3i} + p(z-3i) &= q\overline{z} \\ \Rightarrow \overline{7+i-3i} + p(7+i-3i) &= q\overline{(7+i)} \\ \Rightarrow \overline{7-2i} + p(7-2i) &= q(7-i) \\ \Rightarrow 7+2i + 7p - 2pi &= 7q - qi \end{aligned}$$

EQUATE REAL AND IMAGINARY PARTS

$$\text{REAL: } 7+7p = 7q$$

$$\text{IMAGINARY: } 2-2p = -q$$

$$1+p = q$$

SOLVING BY SUBSTITUTION

$$2-2p = -1-p$$

$$3 = p$$

$$p = 3$$

$$q = 4$$

1YGB - SYNF PAPER C - QUESTION 6

NOTING THAT $\cos \frac{\pi}{4} = \sin \frac{\pi}{4} = \frac{1}{\sqrt{2}}$

$$\Rightarrow \sin 2x = 1 + \cos 2x$$

$$\Rightarrow \sin 2x - \cos 2x = 1$$

$$\Rightarrow \frac{1}{\sqrt{2}} \sin 2x - \frac{1}{\sqrt{2}} \cos 2x = \frac{1}{\sqrt{2}}$$

$$\Rightarrow \cos \frac{\pi}{4} \sin 2x - \sin \frac{\pi}{4} \cos 2x = \frac{1}{\sqrt{2}}$$

$$\Rightarrow \sin\left(2x - \frac{\pi}{4}\right) = \frac{1}{\sqrt{2}}$$

$$\sin(A - B) = \sin A \cos B - \cos A \sin B$$

SETTING UP THE SOLUTION:

$$2x - \frac{\pi}{4} = n\pi + (-1)^n \frac{\pi}{4}$$

$$\arcsin\left(\frac{1}{\sqrt{2}}\right) = \frac{\pi}{4}$$

$$2x = \frac{\pi}{4} + n\pi + (-1)^n \frac{\pi}{4}$$

$$2x = \frac{\pi}{4} \left[1 + 4n + (-1)^n \right]$$

$$x = \frac{\pi}{8} \left[4n + 1 + (-1)^n \right]$$

$$\text{if } f(n) = 4n + 1 + (-1)^n$$

IYGB - FURTHER SYNOPTIC PAPER C - QUESTION 7

a) SOLVE SIMULTANEOUS EQUATIONS OR USE INVERSES

$$\begin{pmatrix} a & b \\ c & d \end{pmatrix} \begin{pmatrix} -1 & 1 \\ 2 & 4 \end{pmatrix} = \begin{pmatrix} 0 & 6 \\ 1 & -1 \end{pmatrix}$$

$$\Rightarrow \underline{B} \underline{A} = \underline{C}$$

$$\Rightarrow \underline{B} \underline{A} \underline{A}^{-1} = \underline{C} \underline{A}^{-1}$$

$$\Rightarrow \underline{B} \underline{I} = \underline{C} \underline{A}^{-1}$$

$$\Rightarrow \underline{B} = \begin{pmatrix} 0 & 6 \\ 1 & -1 \end{pmatrix} \frac{1}{-4-2} \begin{pmatrix} 4 & -1 \\ -2 & -1 \end{pmatrix}$$

$$\Rightarrow \underline{B} = \frac{1}{6} \begin{pmatrix} 0 & 6 \\ 1 & -1 \end{pmatrix} \begin{pmatrix} -4 & 1 \\ 2 & 1 \end{pmatrix}$$

$$\Rightarrow \underline{B} = \frac{1}{6} \begin{pmatrix} 12 & 6 \\ -6 & 0 \end{pmatrix}$$

$$\Rightarrow \underline{B} = \begin{pmatrix} 2 & 1 \\ -1 & 0 \end{pmatrix}$$

b) FIRSTLY LOOK FOR UNF OF INVARIANT POINTS

$$\begin{pmatrix} 2 & 1 \\ -1 & 0 \end{pmatrix} \begin{pmatrix} x \\ y \end{pmatrix} = \begin{pmatrix} x \\ y \end{pmatrix} \Rightarrow \begin{pmatrix} 2x + y \\ -x \end{pmatrix} = \begin{pmatrix} x \\ y \end{pmatrix}$$

$$\therefore \underline{y = -x}$$

UNF OF INVARIANT POINTS

NOW LOOK FOR INVARIANT LINES

$$\begin{pmatrix} 2 & 1 \\ -1 & 0 \end{pmatrix} \begin{pmatrix} t \\ mt+c \end{pmatrix} = \begin{pmatrix} x \\ y \end{pmatrix}$$

$$\begin{pmatrix} 2t + mt + c \\ -t \end{pmatrix} = \begin{pmatrix} x \\ y \end{pmatrix}$$

YGB - SYNF PAPER C - QUESTION 7

$$\Rightarrow \begin{matrix} 2t + mt + C = X \\ -t = Y \end{matrix}$$

$$\Rightarrow \begin{matrix} 2t + mt = X - C \\ t = -Y \end{matrix}$$

$$\Rightarrow \frac{2+m}{1} = \frac{X-C}{-Y}$$

$$\Rightarrow Y = -\frac{1}{2+m} X - \frac{1}{2+m} C$$

COMPARE WITH $Y = mX + C$

$$m = \frac{-1}{2+m}$$

$$2m + m^2 = -1$$

$$m^2 + 2m + 1 = 0$$

$$(m+1)^2 = 0$$

$$m = -1$$

$$\therefore Y = -\frac{1}{2-1} X + \frac{1}{2-1} C$$

$$Y = -X + C$$

\therefore ALSO INVARIANT LINES PARALLEL TO $y = -x$

c) INVESTIGATE B

$$\det B = (2 \times 0) - (-1 \times 1) = 1 \quad (\text{AREA INVARIANT})$$

POSITIVE DETERMINANT \Rightarrow ROTATION OR SHEAR (NO REFLECTION)

INVARIANT LINE OR INVARIANT LINE OF POINTS \Rightarrow SHEAR

(NO ROTATION)

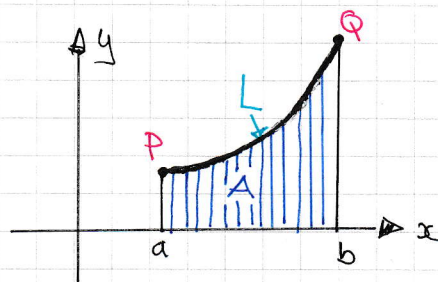
\therefore B REPRESENTS A SHEAR, WHERE $y = -x$ IS INVARIANT LINE OF POINTS

1YGB - SYMF PAPER C - QUESTION 8

LOOKING AT THE DIAGRAM

$$A = \int_a^b y(x) dx$$

$$L = \int_a^b \sqrt{1 + \left(\frac{dy}{dx}\right)^2} dx$$



NOW WE HAVE $A = L$ (NUMERICALLY)

$$\Rightarrow \int_a^b y(x) dx = \int_a^b \sqrt{1 + \left(\frac{dy}{dx}\right)^2} dx$$

$$\Rightarrow \frac{d}{dx} \left[\int_a^b y(x) dx \right] = \frac{d}{dx} \left[\int_a^b \sqrt{1 + \frac{dy}{dx}} dx \right]$$

$$\Rightarrow y = \sqrt{1 + \left(\frac{dy}{dx}\right)^2}$$

$$\Rightarrow y^2 = 1 + \left(\frac{dy}{dx}\right)^2$$

$$\Rightarrow \left(\frac{dy}{dx}\right)^2 = y^2 - 1$$

$$\Rightarrow \frac{dy}{dx} = \pm \sqrt{y^2 - 1}$$

SOLVING THE SEPARABLE O.D.E

$$\Rightarrow \frac{1}{\sqrt{y^2 - 1}} dy = \pm 1 dx$$

$$\Rightarrow \int \frac{1}{\sqrt{y^2 - 1}} dy = \int \pm 1 dx$$

LYGB - SYMF PAPER C - QUESTION 8

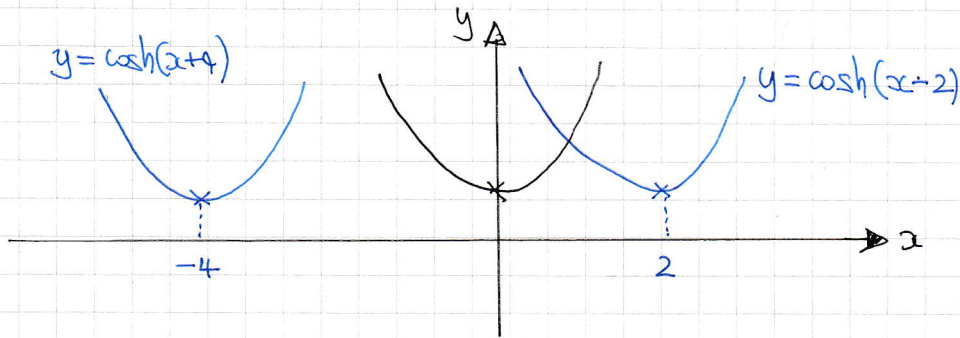
$$\Rightarrow \operatorname{arcosh} y = \pm x + C$$

$$\Rightarrow y = \cosh(\pm x + C)$$

BUT \cosh IS EVEN SO $+C$ REPRESENTS A HORIZONTAL TRANSLATION

$$y = \cosh(x + C)$$

NOTE THE CONSTANT DOES NOT AFFECT THE SOLUTION, AS IT REPRESENTS A HORIZONTAL TRANSLATION



IYGB - SYNF PAPER C - QUESTION 9

1) EXAMINING THE DETERMINANT OF A

$$|A| = \begin{vmatrix} 1 & 2 & 2 \\ 2 & 1 & 3 \\ 4 & 5 & 7 \end{vmatrix} = \begin{vmatrix} 1 & 3 \\ 5 & 7 \end{vmatrix} - 2 \begin{vmatrix} 2 & 3 \\ 4 & 7 \end{vmatrix} + 2 \begin{vmatrix} 2 & 1 \\ 4 & 5 \end{vmatrix}$$

$$= -8 - 2(2) + 2(6) = -8 - 4 + 12 = 0$$

\therefore NO UNIQUE SOLUTION

2) WRITE THE SYSTEM AS AN AUGMENTED MATRIX

$$\left[\begin{array}{ccc|c} 1 & 2 & 2 & 1 \\ 2 & 1 & 3 & 3 \\ 4 & 5 & 7 & b \end{array} \right] \xrightarrow[\Gamma_{13}(-4)]{\Gamma_{12}(-2)} \left[\begin{array}{ccc|c} 1 & 2 & 2 & 1 \\ 0 & -3 & -1 & 1 \\ 0 & -3 & -1 & b-4 \end{array} \right]$$

3) FOR CONSISTENCY WE REQUIRE A ZERO ROW WHICH EVIDENTLY OCCURS WHEN $b-4=1$, I.E. $b=5$.

4) CONTINUING THE ROW REDUCTION WITHOUT THE BOTTOM ROW

$$\left[\begin{array}{ccc|c} 1 & 2 & 2 & 1 \\ 0 & -3 & -1 & 1 \end{array} \right] \xrightarrow{\Gamma_2(-\frac{1}{3})} \left[\begin{array}{ccc|c} 1 & 2 & 2 & 1 \\ 0 & 1 & \frac{1}{3} & -\frac{1}{3} \end{array} \right] \xrightarrow{\Gamma_{21}(-2)} \left[\begin{array}{ccc|c} 1 & 0 & \frac{4}{3} & \frac{5}{3} \\ 0 & 1 & \frac{1}{3} & -\frac{1}{3} \end{array} \right]$$

EXTRACTING THE SOLUTION

$$\left. \begin{array}{l} x + \frac{4}{3}z = \frac{5}{3} \\ y + \frac{1}{3}z = -\frac{1}{3} \end{array} \right\} \Rightarrow \begin{array}{l} x = \frac{5}{3} - \frac{4}{3}z \\ y = -\frac{1}{3} - \frac{1}{3}z \end{array}$$

$$\Rightarrow \text{LET } z = t$$

$$\Rightarrow \begin{cases} x = \frac{5}{3} - \frac{4}{3}t \\ y = -\frac{1}{3} - \frac{1}{3}t \\ z = t \end{cases}$$

IYGB - SYNF PAPER C - QUESTION 9

● LOOKING AT THE REQUIRED FORM OF THE SOLUTION, WE
LET $t = -1 - 3\lambda$ (BY LOOKING AT z)

$$\begin{bmatrix} x \\ y \\ z \end{bmatrix} = \begin{bmatrix} \frac{5}{3} - \frac{4}{3}t \\ -\frac{1}{3} - \frac{1}{3}t \\ t \end{bmatrix} = \begin{bmatrix} \frac{5}{3} - \frac{4}{3}(-1-3\lambda) \\ -\frac{1}{3} - \frac{1}{3}(-1-3\lambda) \\ -1-3\lambda \end{bmatrix}$$

$$\begin{bmatrix} x \\ y \\ z \end{bmatrix} = \begin{bmatrix} \frac{5}{3} + \frac{4}{3} + 4\lambda \\ -\frac{1}{3} + \frac{1}{3} + \lambda \\ -1-3\lambda \end{bmatrix} = \begin{bmatrix} 3 + 4\lambda \\ \lambda \\ -1-3\lambda \end{bmatrix}$$

AS REQUIRED

- 1 -

IYGB - SHIN PAPER C - QUESTION 10

a) $\underline{x = \frac{3}{2}(t + \frac{1}{t})}$ $\underline{y = \frac{5}{2}(t - \frac{1}{t})}$

$$t + \frac{1}{t} = \frac{2x}{3} \quad t - \frac{1}{t} = \frac{2y}{5}$$

ADDING THE EQUATIONS

$$2t = \frac{2x}{3} + \frac{2y}{5}$$

SUBTRACT THE EQUATIONS

$$\frac{2}{t} = \frac{2x}{3} - \frac{2y}{5}$$

MULTIPLY THE EXPRESSIONS

$$(2t) \left(\frac{2}{t} \right) = \left(\frac{2x}{3} + \frac{2y}{5} \right) \left(\frac{2x}{3} - \frac{2y}{5} \right)$$

$$4 = \left(\frac{2x}{3} \right)^2 - \left(\frac{2y}{5} \right)^2$$

$$4 = \frac{4x^2}{9} - \frac{4y^2}{25}$$

$$\underline{\underline{\frac{x^2}{9} - \frac{y^2}{25} = 1}}$$

AS REQUIRED

b) USING STANDARD FORM FOR $\underline{\frac{x^2}{a^2} - \frac{y^2}{b^2} = 1}$

I) ASYMPTOTES $y = \pm \frac{b}{a}x$

$$\underline{\underline{y = \pm \frac{5}{3}x}}$$

$$\begin{array}{cc} \uparrow & \uparrow \\ a=3 & b=5 \end{array}$$

II) FIND THE ECCENTRICITY

$$b^2 = a^2(e^2 - 1)$$

$$25 = 9(e^2 - 1)$$

$$\frac{25}{9} = e^2 - 1$$

$$e^2 = \frac{34}{9}$$

$$e = \pm \frac{\sqrt{34}}{3}$$

FOCI AT $(\pm ae)$

$$\pm \left(3 \times \frac{\sqrt{34}}{3}, 0 \right) \text{ i.e. } \underline{\underline{(\pm \sqrt{34}, 0)}}$$

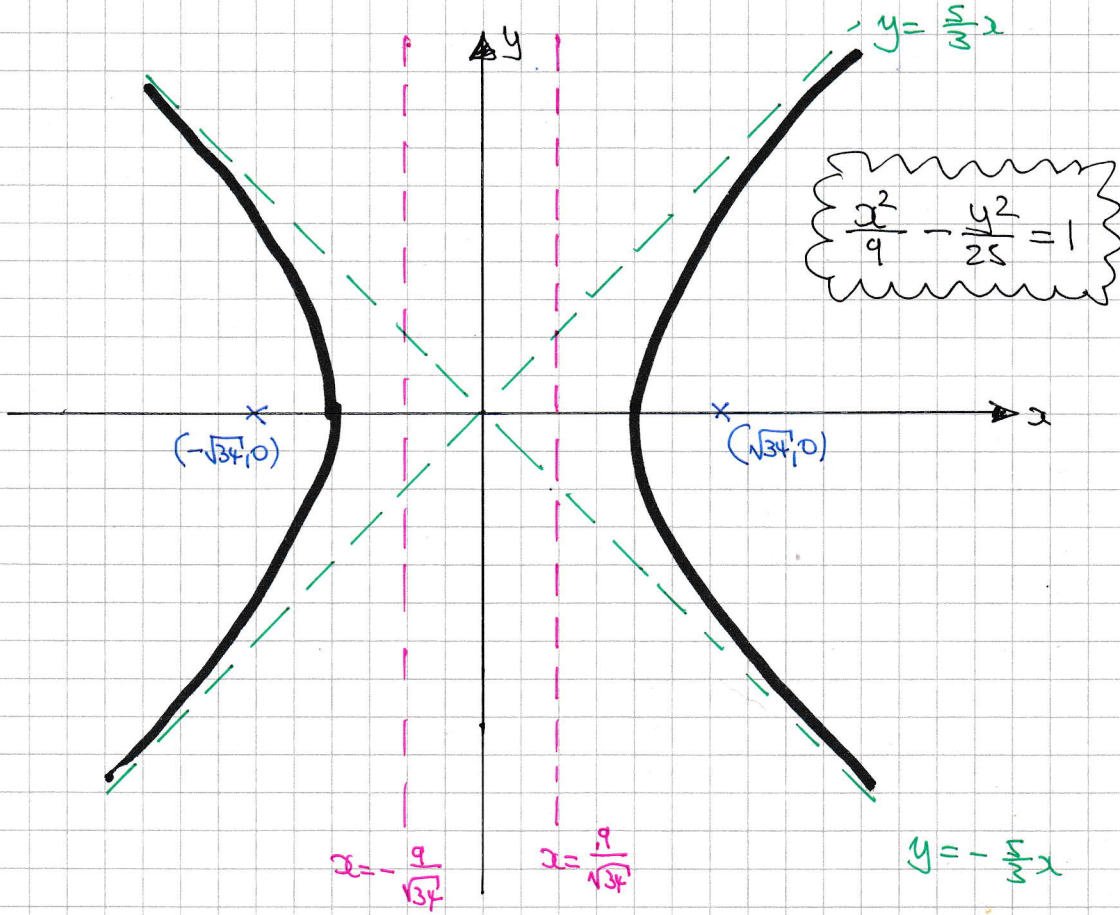
DIRECTRICES AT $x = \pm \frac{a}{e}$

$$x = \pm \frac{3}{\frac{\sqrt{34}}{3}}$$

$$\underline{\underline{x = \pm \frac{9}{\sqrt{34}}}}$$

INFB-SYNF PAPER C - QUESTION 10

9



+ -

1YGB - SYNF PAPER C - QUESTION 11

STARTING WITH THE QUADRATIC

$$\text{If } x^2 + 3x + 3 = 0 \Rightarrow \alpha + \beta = -\frac{b}{a} = -\frac{3}{1} = -3$$

$$\Rightarrow \alpha\beta = \frac{c}{a} = \frac{3}{1} = 3$$

NOW FORM THE CUBIC AS FOLLOWS - LET THE ROOTS BE A, B & C

$$\begin{aligned} \bullet A+B+C &= \frac{\alpha}{\beta} + \frac{\beta}{\alpha} + \alpha\beta = \frac{\alpha^2 + \beta^2}{\alpha\beta} + \alpha\beta = \frac{\alpha^2 + \beta^2}{3} + 3 \\ &= \frac{(\alpha + \beta)^2 - 2\alpha\beta}{3} + 3 = \frac{(-3)^2 - 2 \times 3}{3} + 3 = \textcircled{4} \end{aligned}$$

$$\begin{aligned} \bullet AB + BC + CA &= \frac{\alpha}{\beta} \times \frac{\beta}{\alpha} + \frac{\beta}{\alpha}(\alpha\beta) + \alpha\beta \times \frac{\alpha}{\beta} = 1 + \beta^2 + \alpha^2 \\ &= (\alpha + \beta)^2 - 2\alpha\beta + 1 = (-3)^2 - 2 \times 3 + 1 = \textcircled{4} \end{aligned}$$

$$\bullet ABC = \frac{\alpha}{\beta} \times \frac{\beta}{\alpha} \times \alpha\beta = \alpha\beta = \textcircled{3}$$

FINALLY WE HAVE

$$x^3 - (4x^2) + (4x) - (3) = 0$$

$$\underline{x^3 - 4x^2 + 4x - 3 = 0}$$

— 1 —

1YGB - FURTHER SYNOPTIC PAPER C - QUESTION 12

$$\frac{dy}{dx} = 3x^2y + x^5 \quad x=0, y=1$$

a) WRITE INFORMATION IN THE USUAL NOTATION

$$\Rightarrow y_{n+1} \approx h y'_n + y_n \quad x_0=0, y_0=1, h=0.1$$

$$\Rightarrow y_{n+1} \approx h(3x_n^2 y_n + x_n^5) + y_n$$

USING THE ABOVE FORMULA TWICE

$$\Rightarrow y_1 \approx h[3x_0^2 y_0 + x_0^5] + y_0$$

$$y_1 \approx 0.1[3 \times 0^2 \times 1 + 0^5] + 1$$

$$y_1 \approx 1$$

$$\Rightarrow y_2 \approx h[3x_1^2 y_1 + x_1^5] + y_1$$

$$y_2 \approx 0.1[3 \times 0.1^2 \times 1 + 0.1^5] + 1$$

$$y_2 \approx 1.003001$$

b) WRITE THE O.D.E IN THE USUAL ORDER

$$\Rightarrow \frac{dy}{dx} - 3x^2y = x^5$$

$$\underline{\text{INTEGRATING FACTOR}} = e^{\int -3x^2 dx} = e^{-x^3}$$

$$\Rightarrow \frac{d}{dx}(y e^{-x^3}) = x^5 e^{-x^3}$$

$$\Rightarrow y e^{-x^3} = \int x^5 e^{-x^3} dx$$

→

1Y6B - SYMF PAPER C - QUESTION 12

$$\Rightarrow ye^{-x^3} = \int x^3 (a^2 e^{-x^3}) dx$$

INTEGRATION BY PARTS

$$\Rightarrow ye^{-x^3} = -\frac{1}{3} a^3 e^{-x^3} - \int -a^2 e^{-x^3} dx$$

$$\Rightarrow ye^{-x^3} = -\frac{1}{3} a^3 e^{-x^3} + \int a^2 e^{-x^3} dx$$

$$\Rightarrow ye^{-x^3} = -\frac{1}{3} a^3 e^{-x^3} - \frac{1}{3} e^{-x^3} + A$$

$$\Rightarrow y = Ae^{x^3} - \frac{1}{3} x^3 - \frac{1}{3}$$

x^3	$3a^2$
$-\frac{1}{3} e^{-x^3}$	$a^2 e^{-x^3}$

APPLY CONDITIONS $x=0, y=1$

$$\Rightarrow 1 = A - \frac{1}{3}$$

$$\Rightarrow A = \frac{4}{3}$$

$$\Rightarrow y = \frac{1}{3} [4e^{x^3} - x^3 - 1]$$

FINALLY APPLY THE SOLUTION AT $x=0.2$

$$y \Big|_{x=0.2} = \frac{1}{3} [4xe^{0.2^3} - 0.2^3 - 1] = 1.008042781... \\ \approx \underline{1.008}$$

- 1 -

YOB - SYNF PAPER C - QUESTION 13

a) PROCEED AS FOLLOWS

$$\begin{aligned}5 \sinh w + 7 \cosh w &\equiv R \cosh(w+a) \\ &\equiv R \cosh w \cosh a + R \sinh w \sinh a \\ &\equiv (R \cosh a) \cosh w + (R \sinh a) \sinh w\end{aligned}$$

COMPARING SIDES WE OBTAIN

$$\left. \begin{aligned}R \cosh a &= 7 \\ R \sinh a &= 5\end{aligned} \right\} \Rightarrow \left. \begin{aligned}R^2 \cosh^2 a &= 49 \\ R^2 \sinh^2 a &= 25\end{aligned} \right\} \Rightarrow R^2 (\cosh^2 a - \sinh^2 a) = 24$$
$$\Rightarrow R^2 = 24$$
$$\Rightarrow R = \underline{+2\sqrt{6}}$$

AND BY DIVIDING THE EQUATIONS ABOVE

$$\begin{aligned}\frac{R \sinh a}{R \cosh a} &= \frac{5}{7} \Rightarrow \tanh a = \frac{5}{7} \\ &\Rightarrow a = \operatorname{arctanh} \frac{5}{7} \\ &\Rightarrow a = \frac{1}{2} \ln \left(\frac{1 + \frac{5}{7}}{1 - \frac{5}{7}} \right) = \frac{1}{2} \ln \left(\frac{7+5}{7-5} \right) = \frac{1}{2} \ln 6 \\ &\Rightarrow a = \underline{\ln \sqrt{6}}\end{aligned}$$

$$\therefore \underline{5 \sinh w + 7 \cosh w \equiv 2\sqrt{6} \cosh(w + \ln \sqrt{6})}$$

b) NOW SOLVING THE EQUATION USING THE RESULT OF PART (a)

$$\begin{aligned}\Rightarrow 5 \sinh w + 7 \cosh w &= 5 \\ \Rightarrow 2\sqrt{6} \cosh(w + \ln \sqrt{6}) &= 5 \\ \Rightarrow \cosh(w + \ln \sqrt{6}) &= \frac{5}{2\sqrt{6}} = \frac{5\sqrt{6}}{12} \\ \Rightarrow w + \ln \sqrt{6} &= \pm \operatorname{arccosh} \left(\frac{5\sqrt{6}}{12} \right)\end{aligned}$$

1YGB - FURTHER SYNOPTIC PAPER C - QUESTION 13

$$\Rightarrow W = \begin{cases} -\ln\sqrt{6} & \operatorname{arccosh}\left(\frac{5\sqrt{6}}{12}\right) \\ -\ln\sqrt{6} + \operatorname{arccosh}\left(\frac{5\sqrt{6}}{12}\right) \end{cases}$$

$$\Rightarrow W = \begin{cases} -\ln\sqrt{6} - \ln\left[\frac{5\sqrt{6}}{12} + \sqrt{\frac{25 \times 6}{144} - 1}\right] \\ -\ln\sqrt{6} + \ln\left[\frac{5\sqrt{6}}{12} + \sqrt{\frac{25 \times 6}{144} - 1}\right] \end{cases}$$

$$\Rightarrow W = \begin{cases} -\ln\sqrt{6} - \ln\left(\frac{5\sqrt{6}}{12} + \sqrt{\frac{1}{24}}\right) \\ -\ln\sqrt{6} + \ln\left(\frac{5\sqrt{6}}{12} + \sqrt{\frac{1}{24}}\right) \end{cases}$$

$$\Rightarrow W = \begin{cases} -\ln\sqrt{6} - \ln\left(\frac{5\sqrt{6}}{12} + \frac{\sqrt{6}}{12}\right) \\ -\ln\sqrt{6} + \ln\left(\frac{5\sqrt{6}}{12} + \frac{\sqrt{6}}{12}\right) \end{cases}$$

$$\Rightarrow W = \begin{cases} -\ln\sqrt{6} - \ln\left(\frac{1}{2}\sqrt{6}\right) \\ -\ln\sqrt{6} + \ln\left(\frac{1}{2}\sqrt{6}\right) \end{cases}$$

$$\Rightarrow W = \begin{cases} -\left[\ln\sqrt{6} + \ln\left(\frac{1}{2}\sqrt{6}\right)\right] \\ \ln\left(\frac{\frac{1}{2}\sqrt{6}}{\sqrt{6}}\right) \end{cases}$$

$$\Rightarrow W = \begin{cases} -\ln 3 \\ \ln \frac{1}{2} = -\ln 2 \end{cases}$$

-1-

IYGB - SUNF PAPER C - QUESTION 14

OBTAIN THE COMPLEMENTARY FUNCTION - VIA AUXILIARY EQUATION

$$\lambda^2 - 2k\lambda + k^2 = 0$$

$$(\lambda - k)^2 = 0$$

$$\lambda = k \text{ (REPEATED)}$$

$$\therefore y = Ae^{kx} + Bxe^{kx}$$

FOR PARTICULAR INTEGRAL TRY $y = P = \text{CONSTANT}$

$$\frac{dy}{dx} = \frac{d^2y}{dx^2} = 0$$

SUB INTO THE O.D.E.

$$0 + 0 + k^2P = \frac{1}{4}$$

$$P = \frac{1}{4k^2}$$

\therefore GENERAL SOLUTION

$$y = Ae^{kx} + Bxe^{kx} + \frac{1}{4k^2}$$

YGB - SYNOPTIC FURTHER MATHS PAPER C - QUESTION 15

a) WRITE THE EQUATIONS IN PARAMETRIC FORM

$$\Gamma_1 = \begin{pmatrix} x \\ y \\ z \end{pmatrix} = \begin{pmatrix} a + \lambda \\ -4 - 4\lambda \\ 0 - 2\lambda \end{pmatrix} \quad \Gamma_2 = \begin{pmatrix} x \\ y \\ z \end{pmatrix} = \begin{pmatrix} a + 2\mu \\ -1 - 5\mu \\ 1 - 3\mu \end{pmatrix}$$

EQUATE λ & μ COMPONENTS

$$\begin{array}{l} \lambda: -4 - 4\lambda = -1 - 5\mu \\ \mu: -2\lambda = 1 - 3\mu \end{array} \quad \left. \begin{array}{l} \times 1 \\ \Rightarrow \\ \times (-2) \end{array} \right\}$$

$$\begin{array}{l} -4 - 4\lambda = -1 - 5\mu \\ 4\lambda = -2 + 6\mu \end{array} \quad \left. \begin{array}{l} \\ \text{ADD} \end{array} \right\}$$

$$\begin{array}{l} -4 = -3 + \mu \\ \mu = -1 \end{array}$$

$$\begin{array}{l} \& 4\lambda = -2 - 6 \\ \lambda = -2 \end{array}$$

CHECKING: FOR CONSISTENCY

$$a + \lambda = a - 2$$

$$a + 2\mu = a + 2(-1) = a - 2$$

\therefore IF $\lambda = -2, \mu = -2$ ALL 3 COMPONENTS
AGREE, SO UNITS INTERSECT AT ALL a

b) USING PART (a)

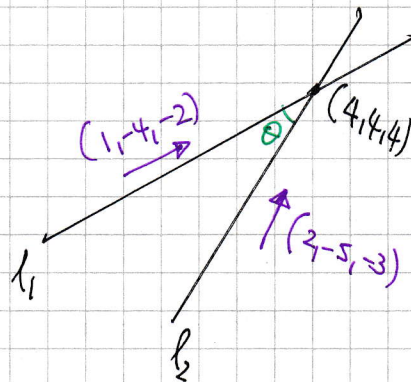
IF $\lambda = -2$ & $\mu = -1$ THE INTERSECTION WILL BE

$$(a - 2, 4, 4)$$

$$\therefore \underline{a = 6} \quad \& \quad \underline{b = 4}$$

1YGB - SYNF PAPER C - QUESTION 15

c) DOTTING THE DIRECTION VECTORS OF l_1 & l_2



$$\Rightarrow (1, -4, -2) \cdot (2, -5, 3) = |1, -4, -2| |2, -5, 3| \cos \theta$$

$$\Rightarrow 2 + 20 + 6 = \sqrt{1 + 16 + 4} \sqrt{4 + 25 + 9} \cos \theta$$

$$\Rightarrow 28 = \sqrt{21} \sqrt{38} \cos \theta$$

$$\Rightarrow \cos \theta = \frac{28}{\sqrt{21} \sqrt{38}}$$

$$\Rightarrow \theta = 7.6^\circ$$

LYGB - SYNF PAPER C - QUESTION 16LOOKING AT THE LOOP ON THE RIGHT

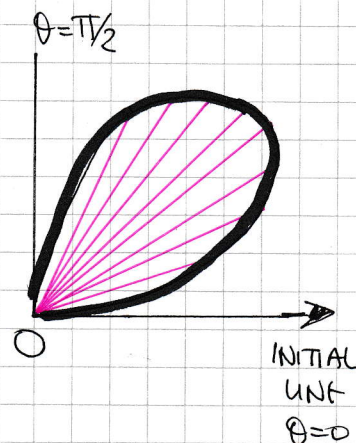
$$AREA = \frac{1}{2} \int_{\theta_1}^{\theta_2} (r(\theta))^2 d\theta$$

$$AREA = \frac{1}{2} \int_{\theta=0}^{\theta=\pi/2} [2\sin\theta \sqrt{\cos\theta}]^2 d\theta$$

$$= \frac{1}{2} \int_0^{\pi/2} 4\sin^2\theta \cos\theta d\theta$$

$$= \frac{1}{2} \int_0^{\pi/2} 4(2\sin\theta \cos\theta)^2 \cos\theta d\theta$$

$$= \int_0^{\pi/2} 8\sin^2\theta \cos^2\theta \cos\theta d\theta$$

MANIPULATE AS FOLLOWS, OR USE THE SUBSTITUTION $u = \sin\theta$

$$= \int_0^{\pi/2} 8\sin^2\theta (1 - \sin^2\theta) \cos\theta d\theta$$

$$= \int_0^{\pi/2} 8\sin^2\theta \cos\theta - 8\sin^4\theta \cos\theta d\theta$$

BY RECOGNITION WE HAVE

$$= \left[\frac{8}{3} \sin^3\theta - \frac{8}{5} \sin^5\theta \right]_0^{\pi/2}$$

$$= \left(\frac{8}{3} - \frac{8}{5} \right) - (0 - 0)$$

$$= 8 \left(\frac{1}{3} - \frac{1}{5} \right)$$

$$= \frac{16}{15}$$

AS REQUIRED

IYGB-SYNF PAPER C - QUESTION 17

a) LOOKING AT THE EQUATION GIVEN

$$\Rightarrow z^7 - 1 = 0$$

$$\Rightarrow z^7 = 1$$

$$\Rightarrow z^7 = e^{2k\pi i} \quad k=0,1,2,\dots,6$$

$$\Rightarrow z = e^{\frac{2k\pi}{7}i}$$

$$\therefore w = z = e^{\frac{2\pi}{7}i}$$

b) LOOKING AGAIN AT THE POLYNOMIAL GIVEN

$$z^7 - 1 = 0$$

$$(z-1)(z^6 + z^5 + z^4 + z^3 + z^2 + z + 1) = 0$$

EITHER $z=1$

OR $1 + z + z^2 + z^3 + z^4 + z^5 + z^6 = 0$

OR WRITTEN IN w

$$1 + w + w^2 + w^3 + w^4 + w^5 + w^6 = 0$$

c) FROM PART (a) WE HAVE

$$w^2 + w^5 = \left(e^{i\frac{2\pi}{7}}\right)^2 + \left(e^{i\frac{2\pi}{7}}\right)^5 = e^{i\frac{4\pi}{7}} + e^{i\frac{10\pi}{7}}$$

$$= e^{i\frac{4\pi}{7}} + e^{-i\frac{4\pi}{7}} = 2\cosh\left(i\frac{4\pi}{7}\right) = 2\cos\left(\frac{4\pi}{7}\right)$$

As required

d) SIMILARLY WE ALSO HAVE

$$\begin{aligned} \bullet w + w^6 &= e^{i\frac{2\pi}{7}} + \left(e^{i\frac{2\pi}{7}}\right)^6 = e^{i\frac{2\pi}{7}} + e^{i\frac{12\pi}{7}} = e^{i\frac{2\pi}{7}} + e^{-i\frac{2\pi}{7}} \\ &= 2\cosh\left(i\frac{2\pi}{7}\right) = 2\cos\left(\frac{2\pi}{7}\right) \end{aligned}$$

$$\begin{aligned} \bullet w^3 + w^4 &= \left(e^{i\frac{2\pi}{7}}\right)^3 + \left(e^{i\frac{2\pi}{7}}\right)^4 = e^{i\frac{6\pi}{7}} + e^{i\frac{8\pi}{7}} = e^{i\frac{6\pi}{7}} + e^{-i\frac{6\pi}{7}} \\ &= 2\cosh\left(i\frac{6\pi}{7}\right) = 2\cos\left(\frac{6\pi}{7}\right) \end{aligned}$$

1YGB - SYNF PAPER C - QUESTION 17

FINALLY WE HAVE

$$\Rightarrow \omega^6 + \omega^5 + \omega^4 + \omega^3 + \omega^2 + \omega + 1 = 0$$

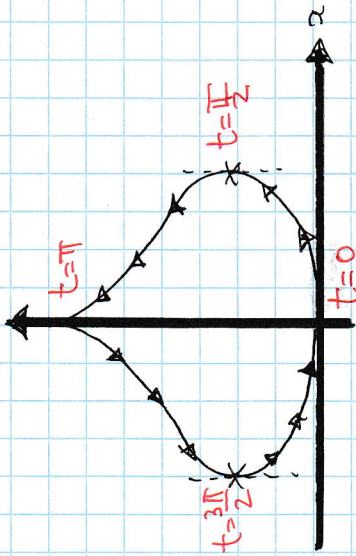
$$\Rightarrow (\omega^6 + \omega) + (\omega^5 + \omega^2) + (\omega^4 + \omega^3) = -1$$

$$\Rightarrow 2\cos\frac{2\pi}{7} + 2\cos\frac{4\pi}{7} + 2\cos\frac{6\pi}{7} = -1$$

$$\Rightarrow \cos\frac{2\pi}{7} + \cos\frac{4\pi}{7} + \cos\frac{6\pi}{7} = -\frac{1}{2}$$

1YGB - FURTHER SYNOPSIS PART C - QUESTION 18

START BY TRACING THE CURVE, TO OBTAIN THE VALUES OF t AT DIFFERENT POINTS



SET A DOUBLE INTEGRAL IN y (PARAMETRIC)

BY REVERSING THE "D.H.S" OF THE CURVE.

$$\begin{aligned} V &= \pi \int_{y_2}^{y_1} [x(y)]^2 dy = \pi \int_{t_1}^{t_2} [x(t)]^2 \frac{dy}{dt} dt \\ &= \pi \int_0^{\pi} (\sin t)^2 (2t) dt = \pi \int_0^{\pi} 2t \sin^2 t dt \end{aligned}$$

PROCEED BY TRIGONOMETRIC IDENTITIES, FOLLOWED BY INTEGRATION BY PARTS

$$= \pi \int_0^{\pi} 2t \left(\frac{1}{2} - \frac{1}{2} \cos 2t \right) dt$$

$$= \pi \int_0^{\pi} t - t \cos 2t dt$$

$$= \pi \int_0^{\pi} t dt + \pi \int_0^{\pi} -t \cos 2t dt$$



$$\left[\begin{array}{c|c} -t & -1 \\ \hline \frac{1}{2} \sin 2t & \cos 2t \end{array} \right]$$

$$\begin{aligned} &= \pi \left[\left[\frac{1}{2} t^2 \right]_0^{\pi} + \left[-\frac{1}{2} t \sin 2t \right]_0^{\pi} - \int_0^{\pi} -\frac{1}{2} \sin 2t dt \right] \\ &= \pi \left[\left[\frac{1}{2} t^2 - \frac{1}{2} t \sin 2t \right]_0^{\pi} + \int_0^{\pi} \frac{1}{2} \sin 2t dt \right] \end{aligned}$$

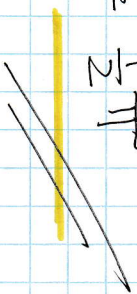
HYGB - SYNF PAPER C - QUESTION 10

FINISHING OFF THE LAST INTEGRATION & SIMPLIFYING

$$= \pi \left[\frac{1}{2} t^2 - \frac{1}{2} t \sin 2t - \frac{1}{4} \cos 2t \right]_0^{\pi}$$

$$= \pi \left[\left(\frac{1}{2} \pi^2 - 0 - \frac{1}{4} \right) - \left(0 - 0 - \frac{1}{4} \right) \right]$$

$$= \frac{1}{2} \pi^3$$



IYGB - SYNF PAPER C - QUESTION 19

LET THE THREE CONSECUTIVE INTEGERS BE

$$k-1, k, k+1$$

CUBING & ADDING GIVES

$$\begin{aligned} f(k) &= (k-1)^3 + k^3 + (k+1)^3 \\ &= (\cancel{k^3} - \cancel{3k^2} + \cancel{3k} - \cancel{1}) + k^3 + (\cancel{k^3} + \cancel{3k^2} + \cancel{3k} + \cancel{1}) \\ &= 3k^3 + 6k \\ &= 3k(k^2 + 2) \end{aligned}$$

NOW k CAN TAKE ONE OF THE FOLLOWING 3 FORMS

$$k = 3n, 3n+1, 3n+2$$

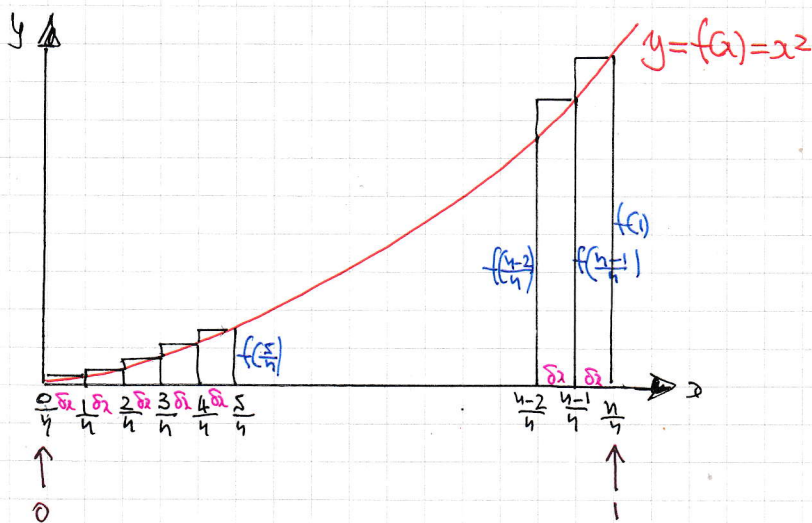
EXAMINING EACH CASE

- $f(k) = f(3n) = 3(3n)[(3n)^2 + 2] = 9n(9n^2 + 2)$
- $f(k) = f(3n+1) = 3(3n+1)[(3n+1)^2 + 2] = 3(3n+1)(9n^2 + 6n + 1 + 2)$
 $= 3(3n+1)(9n^2 + 6n + 3) = 9(3n+1)(3n^2 + 2n + 1)$
- $f(k) = f(3n+2) = 3(3n+2)[(3n+2)^2 + 2] = 3(3n+2)[9n^2 + 12n + 4 + 2]$
 $= 3(3n+2)(9n^2 + 12n + 6) = 9(3n+2)(3n^2 + 4n + 2)$

∴ THE SUM OF CUBES OF ANY 3 CONSECUTIVE POSITIVE INTEGERS WILL BE
A MULTIPLE OF 9

1YGB - SYMF PAPER C - QUESTION 20

LOOKING AT THE DIAGRAM BELOW:



- $\delta x = \frac{a-b}{n} = \frac{1-0}{n} = \frac{1}{n}$
- $x_i = a + i \delta x$
 $x_i = 0 + i \left(\frac{1}{n}\right)$
 $x_i = \frac{i}{n}$
- $f(x_i) = \frac{i^2}{n^2}$

NOW WE HAVE TO COMPUTE A LIMIT, AS $n \rightarrow \infty$

$$\int_0^1 x^2 dx = \lim_{n \rightarrow \infty} \left[\sum_{i=1}^n \left[\underbrace{\left(\frac{i^2}{n^2}\right)}_{f(x_i)} \underbrace{\left(\frac{1}{n}\right)}_{\delta x} \right] \right] = \lim_{n \rightarrow \infty} \left[\sum_{i=1}^n \frac{i^2}{n^3} \right]$$

AS THE SUM HAS i DEPENDENCE ONLY, I.E n IS A CONSTANT AS FAR AS THE SUMMATION GOES, WE HAVE

$$\begin{aligned} \int_0^1 x^2 dx &= \lim_{n \rightarrow \infty} \left[\frac{1}{n^3} \sum_{i=1}^n i^2 \right] = \lim_{n \rightarrow \infty} \left[\frac{1}{n^3} \times \frac{1}{6} n(n+1)(2n+1) \right] \\ &= \lim_{n \rightarrow \infty} \left[\frac{n(n+1)(2n+1)}{6n^3} \right] = \lim_{n \rightarrow \infty} \left[\frac{2n^3 + 3n^2 + n}{6n^3} \right] \\ &= \lim_{n \rightarrow \infty} \left[\frac{2 + \frac{3}{n} + \frac{1}{n^2}}{6} \right] = \frac{2}{6} = \frac{1}{3} \end{aligned}$$

$\therefore \int_0^1 x^2 dx = \frac{1}{3}$