

Centre No.						Paper Reference					Surname	Initial(s)		
Candidate No.						6	6	6	6	/	0	1	Signature	

Paper Reference(s)

**6666/01**

**Edexcel GCE  
Core Mathematics C4  
Advanced Level**

Thursday 15 June 2006 – Afternoon  
Time: 1 hour 30 minutes

**Materials required for examination**  
Mathematical Formulae (Green)

**Items included with question papers**  
Nil

Candidates may use any calculator EXCEPT those with the facility for symbolic algebra, differentiation and/or integration. Thus candidates may NOT use calculators such as the Texas Instruments TI 89, TI 92, Casio CFX 9970G, Hewlett Packard HP 48G.

Examiner's use only

--	--	--

Team Leader's use only

--	--	--

Question Number	Leave Blank
1	
2	
3	
4	
5	
6	
7	
Total	

**Instructions to Candidates**

In the boxes above, write your centre number, candidate number, your surname, initial(s) and signature.  
Check that you have the correct question paper.  
When a calculator is used, the answer should be given to an appropriate degree of accuracy.  
You must write your answer for each question in the space following the question.

**Information for Candidates**

A booklet 'Mathematical Formulae and Statistical Tables' is provided.  
Full marks may be obtained for answers to ALL questions.  
The marks for individual questions and the parts of questions are shown in round brackets: e.g. (2).  
There are 7 questions in this question paper.  
The total mark for this paper is 75.  
There are 20 pages in this question paper. Any blank pages are indicated.

**Advice to Candidates**

You must ensure that your answers to parts of questions are clearly labelled.  
You must show sufficient working to make your methods clear to the examiner. Answers without working may gain no credit.

This publication may be reproduced only in accordance with Edexcel Limited copyright policy.  
©2006 Edexcel Limited.

Printer's Log. No.

**N23563A**

W850/R6666/57570 3/3/3/3/3/3/3/



Turn over

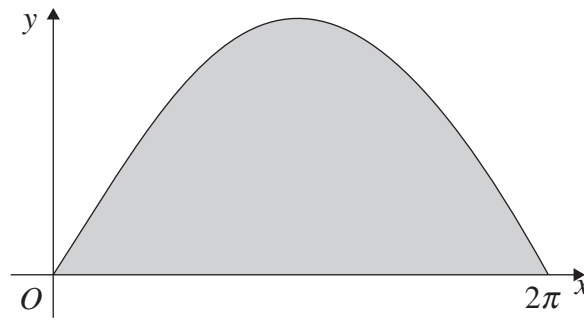






3.

Figure 1



The curve with equation  $y = 3 \sin \frac{x}{2}$ ,  $0 \leq x \leq 2\pi$ , is shown in Figure 1. The finite region enclosed by the curve and the  $x$ -axis is shaded.

(a) Find, by integration, the area of the shaded region. (3)

This region is rotated through  $2\pi$  radians about the  $x$ -axis.

(b) Find the volume of the solid generated. (6)

---

---

---

---

---

---

---

---

---

---

---

---

---

---

---

---

---

---

---

---

---

---

---

---

---

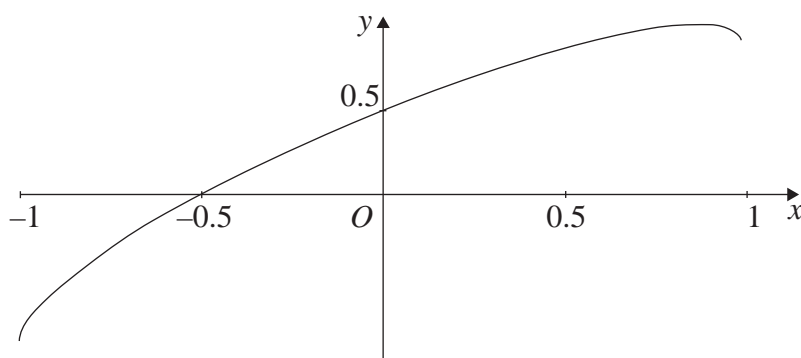
---

---



4.

Figure 2



The curve shown in Figure 2 has parametric equations

$$x = \sin t, \quad y = \sin\left(t + \frac{\pi}{6}\right), \quad -\frac{\pi}{2} < t < \frac{\pi}{2}.$$

(a) Find an equation of the tangent to the curve at the point where  $t = \frac{\pi}{6}$ .

(6)

(b) Show that a cartesian equation of the curve is

$$y = \frac{\sqrt{3}}{2}x + \frac{1}{2}\sqrt{1-x^2}, \quad -1 < x < 1.$$

(3)

---

---

---

---

---

---

---

---

---

---

---

---

---

---

---

---

---

---

---

---

---

---

---

---

---





5. The point  $A$ , with coordinates  $(0, a, b)$  lies on the line  $l_1$ , which has equation

$$\mathbf{r} = 6\mathbf{i} + 19\mathbf{j} - \mathbf{k} + \lambda(\mathbf{i} + 4\mathbf{j} - 2\mathbf{k}).$$

- (a) Find the values of  $a$  and  $b$ .

(3)

The point  $P$  lies on  $l_1$  and is such that  $OP$  is perpendicular to  $l_1$ , where  $O$  is the origin.

- (b) Find the position vector of point  $P$ .

(6)

Given that  $B$  has coordinates  $(5, 15, 1)$ ,

- (c) show that the points  $A, P$  and  $B$  are collinear and find the ratio  $AP : PB$ .

(4)

---

---

---

---

---

---

---

---

---

---

---

---

---

---

---

---

---

---

---

---

---

---

---

---







6.

Figure 3

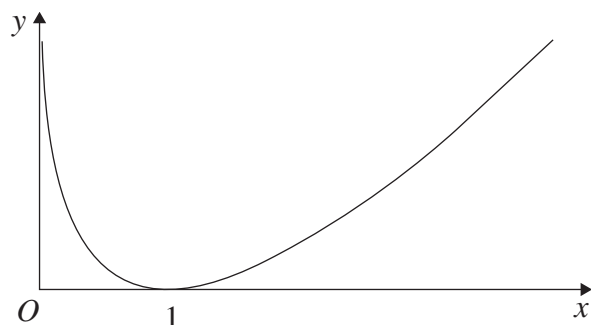


Figure 3 shows a sketch of the curve with equation  $y = (x - 1) \ln x$ ,  $x > 0$ .

(a) Complete the table with the values of  $y$  corresponding to  $x = 1.5$  and  $x = 2.5$ .

$x$	1	1.5	2	2.5	3
$y$	0		$\ln 2$		$2 \ln 3$

(1)

Given that  $I = \int_1^3 (x - 1) \ln x \, dx$ ,

(b) use the trapezium rule

(i) with values of  $y$  at  $x = 1, 2$  and  $3$  to find an approximate value for  $I$  to 4 significant figures,

(ii) with values of  $y$  at  $x = 1, 1.5, 2, 2.5$  and  $3$  to find another approximate value for  $I$  to 4 significant figures.

(5)

(c) Explain, with reference to Figure 3, why an increase in the number of values improves the accuracy of the approximation.

(1)

(d) Show, by integration, that the exact value of  $\int_1^3 (x - 1) \ln x \, dx$  is  $\frac{3}{2} \ln 3$ .

(6)

---

---

---

---

---

---

---

---

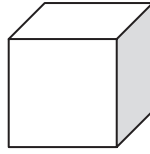
---

---





7.



At time  $t$  seconds the length of the side of a cube is  $x$  cm, the surface area of the cube is  $S$  cm<sup>2</sup>, and the volume of the cube is  $V$  cm<sup>3</sup>.

The surface area of the cube is increasing at a constant rate of  $8$  cm<sup>2</sup>s<sup>-1</sup>.

Show that

(a)  $\frac{dx}{dt} = \frac{k}{x}$ , where  $k$  is a constant to be found, (4)

(b)  $\frac{dV}{dt} = 2V^{\frac{1}{3}}$ . (4)

Given that  $V = 8$  when  $t = 0$ ,

(c) solve the differential equation in part (b), and find the value of  $t$  when  $V = 16\sqrt{2}$ . (7)

---

---

---

---

---

---

---

---

---

---

---

---

---

---

---

---

---

---

---

---

---

---

---

---

---



