

!YOB - MMS PART J - QUESTION 1

MAX TEMPERATURE °C	10	12	14	16	18	20	22	24
AMOUNT OF POLLUTANT (in mg/litre)	513	475	525	530	516	520	507	521

a) FROM CALCULATION IN STAT MODE

$$\Gamma = 0.320$$

b) UNCHANGED AT 0.320, AS THE P.M.C.C IS INDEPENDENT OF SCALING (OR CHANGE OF ORIGIN)

c) SETTING HYPOTHESES

• $H_0: \rho = 0$

• $H_1: \rho > 0$

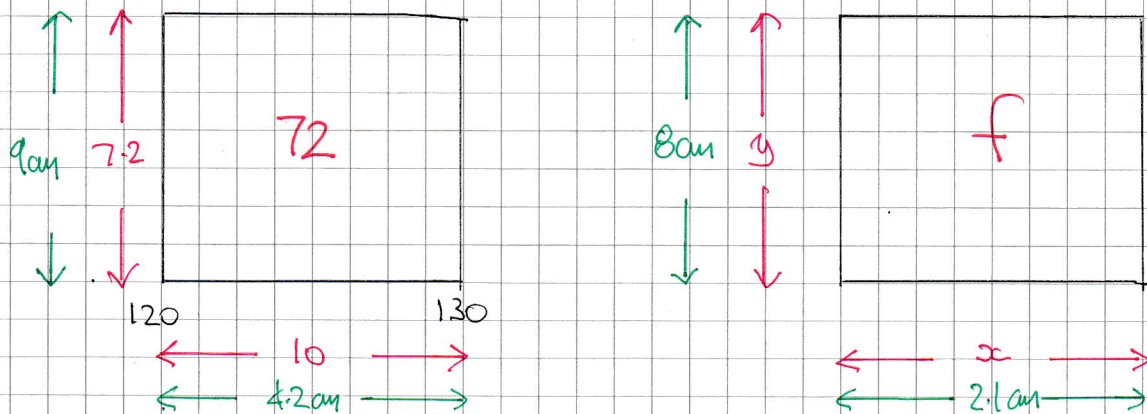
WHERE ρ IS THE P.M.C.C OF ALL PAIRINGS OF TEMPERATURES & AMOUNTS OF POLLUTANT (POPULATION)

THE CRITICAL VALUE AT 10% SIGNIFICANCE & $n=8$ IS 0.5067

AS $0.320 < 0.5067$ IT APPEARS THERE IS NO POSITIVE CORRELATION BETWEEN THE MAX DAILY TEMPERATURE & THE AMOUNT OF POLLUTANT
INSUFFICIENT EVIDENCE TO REJECT H_0

YGB - NMS PAPER 1 - QUESTION 2

DRAWING TWO HISTOGRAM RECTANGLES (NOT TO SCALE)



BY RATIO / PROPORTION CONSIDERATIONS

$$\bullet \frac{9}{7.2} = \frac{8}{y}$$

$$9y = 57.6$$

$$y = 6.4$$

$$\bullet \frac{10}{4.2} = \frac{x}{2.1}$$

$$4.2x = 21$$

$$x = 5$$

$$\bullet f = xy$$

$$f = 5 \times 6.4$$

$$f = 32$$

ALTERNATIVE APPROACH

$$\bullet \text{AREA OF 1}^{\text{ST}} \text{ RECTANGLE} = 9 \text{ cm} \times 4.2 \text{ cm} = 37.8 \text{ cm}^2$$

$$\bullet \text{AREA OF 2}^{\text{ND}} \text{ RECTANGLE} = 8 \text{ cm} \times 2.1 \text{ cm} = 16.8 \text{ cm}^2$$

$$\begin{array}{l} \times \frac{4}{9} \left(\begin{array}{l} 37.8 \text{ cm}^2 : 72 \\ 16.8 \text{ cm}^2 : 32 \end{array} \right) \times \frac{4}{9} \end{array}$$

1YGB - MMS PAPER J - QUESTION 3

a) LOOKING AT THE STEM & LEAF DIAGRAM

0	5	(1)
1	9 9	(2)
2	1 6 8	(3)
3	3 4 5 7	(4)
4	2 3 4 4 8 9 9	(7)
5	0 0 0 0 0	(5)

TOTAL OF 23 OBSERVATION

$Q_2 = \frac{1}{2}(23+1) = 12^{TH} \text{ OBS}$

$\therefore Q_2 = 43$

b) FIND THE QUANTILES

$Q_1 = \frac{1}{4}(23+1) = 6^{TH} \text{ OBS} \quad \therefore Q_1 = 28$

$Q_3 = \frac{3}{4}(23+1) = 18^{TH} \text{ OBS} \quad \therefore Q_3 = 50$

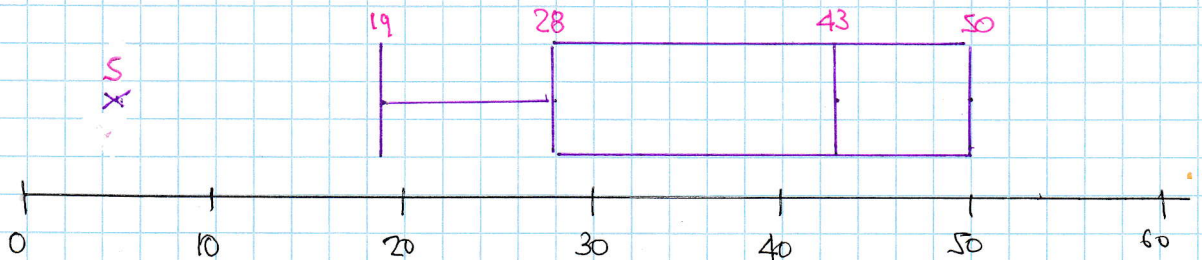
$\therefore IQR = Q_3 - Q_1 = 50 - 28 = 22$

c) LOWER BOUND = $Q_1 - IQR = 28 - 22 = 6$

\therefore ONLY ONE EMPLOYEE WITH A SCORE OF 5


WILL UNDERGO RETRAINING

d)



e) LOOKING AT THE BOX PLOT

$Q_3 - Q_2 < Q_2 - Q_1 \Rightarrow$ NEGATIVE SKEW



YGB - MMS PAPER J - QUESTION 4

$$P(A) = P(B) \quad \bullet \quad P(A' \cap B') = \frac{17}{24} \quad \bullet \quad P(A' \cup B') = \frac{19}{24}$$

● USING $P(A \cup B) = P(A) + P(B) - P(A \cap B)$

$$\Rightarrow P(A' \cup B') = P(A') + P(B') - P(A' \cap B')$$

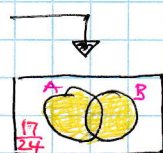
$$\Rightarrow \frac{19}{24} = P(A') + P(A') - \frac{17}{24}$$

$$\Rightarrow 2P(A') = \frac{36}{24}$$

$$\Rightarrow P(A') = \frac{18}{24} = \frac{3}{4}$$

$$\Rightarrow P(A) = \frac{1}{4} \quad \& \quad P(B) = \frac{1}{4}$$

● AS $P(A' \cap B') = \frac{17}{24} \Rightarrow P(A \cup B) = \frac{7}{24}$



$$\Rightarrow P(A \cup B) = P(A) + P(B) - P(A \cap B)$$

$$\Rightarrow \frac{7}{24} = \frac{1}{4} + \frac{1}{4} - P(A \cap B)$$

$$\Rightarrow \underline{P(A \cap B) = \frac{5}{24}}$$

1Y6B - MMS PAGE 2 J - QUESTIONS

a) INITIAL CONFIGURATION

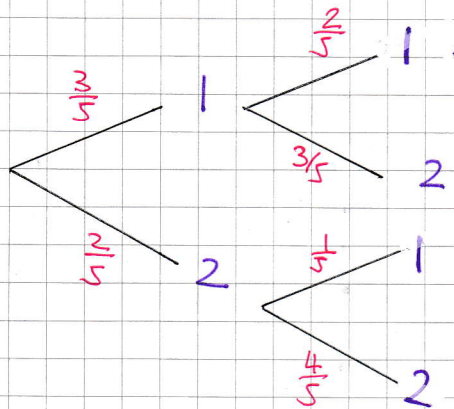
1.1.1.2.2

X

1.2.2.2

Y

DRAWING A TREE DIAGRAM



$$\underline{P(1 \text{ pound coin, both times})} = \frac{3}{5} \times \frac{2}{5} = \frac{6}{25}$$

b) LOOKING AT THE INITIAL CONFIGURATION

$$P(\text{both bags with } \pounds 7 \text{ afterwards}) = P(\text{same coin both trips})$$

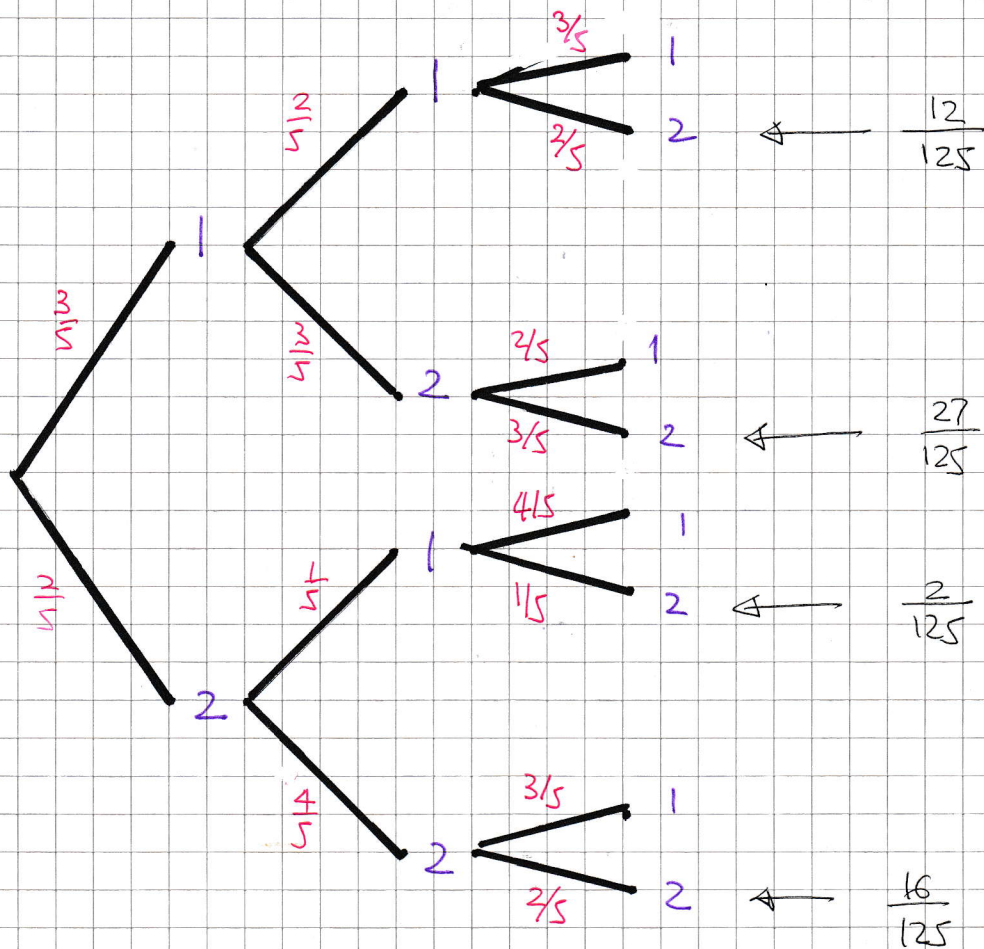
$$= \left(\frac{3}{5} \times \frac{2}{5}\right) + \left(\frac{2}{5} \times \frac{4}{5}\right)$$

$$= \frac{6}{25} + \frac{8}{25}$$

$$= \frac{14}{25}$$

YGB - MMS PAPER 5 - QUESTION 5

c) EXTENDING THE TREE DIAGRAM



ADDING $\frac{57}{125}$

-|-

IXGB - MMS PAPER J - QUESTION 6

a) LOOKING AT THE TABLE, THE PROBABILITIES MUST BE POSITIVE OR ZERO

$$\begin{array}{ccc} \therefore 0.4 - a \geq 0 & 2a \geq 0 & 0.6 - a \geq 0 \\ a \leq 0.4 & a \geq 0 & a \leq 0.6 \end{array}$$

$$\therefore \underline{\underline{0 \leq a \leq 0.4}}$$

b) COLLECTING ALL THE OUTCOMES FOR $X_1 + X_2 = 6$

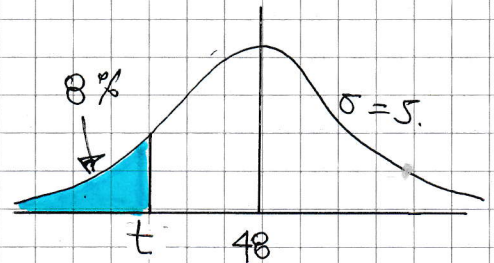
$$\begin{array}{l} 2,4 \Rightarrow (0.4-a)(0.6-a) = 0.24 - a + a^2 \\ 4,2 \Rightarrow (0.6-a)(0.4-a) = 0.24 - a + a^2 \\ 3,3 \Rightarrow 2a \times 2a = 4a^2 \end{array} \left. \vphantom{\begin{array}{l} 2,4 \\ 4,2 \\ 3,3 \end{array}} \right\} \text{ADDING}$$

$$\therefore \underline{\underline{P(X_1 + X_2 = 6) = 6a^2 - 2a + 0.48}}$$

1YGB - MMS PAPER J - QUESTION 7

a) POTTING THE INFORMATION IN A DIAGRAM

$$\begin{aligned} T &= \text{TIME TO COMPLETE EXAM} \\ T &\sim N(48, 5^2) \end{aligned}$$



$$\begin{aligned} \Rightarrow P(T < t) &= 8\% \\ \Rightarrow P(T > t) &= 92\% \\ \Rightarrow P(Z > \frac{t-48}{5}) &= 0.92 \end{aligned}$$

INVERTING
↓

$$\Rightarrow \frac{t-48}{5} = -\Phi(0.92)$$

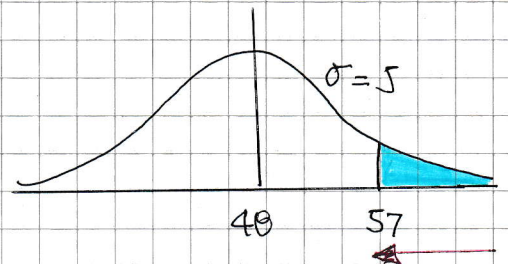
$$\Rightarrow \frac{t-48}{5} = -1.405$$

$$\Rightarrow t-48 = -7.025$$

$$\Rightarrow t = 40.975 \approx 41$$

b) USING A NEW DIAGRAM

$$\begin{aligned} &P(T > 57) \\ &= 1 - P(T < 57) \\ &= 1 - P(Z < \frac{57-48}{5}) \\ &= 1 - \Phi(1.8) \\ &= 1 - 0.9641 \\ &= 0.0359 \end{aligned}$$



1YGB - MMS PAPER J - QUESTION 2

c) SETTING UP A BINOMIAL DISTRIBUTION

$X =$ NUMBER OF STUDENTS WHICH TOOK OVER 57 MINUTES
 $X \sim B(20, 0.0359)$

$$\begin{aligned}
 P(X > 2) &= P(X \geq 3) = 1 - P(X = 0, 1, 2) \\
 &= 1 - \left[\binom{20}{0} (0.0359)^0 (0.9641)^{20} + \binom{20}{1} (0.0359)^1 (0.9641)^{19} \right. \\
 &\quad \left. + \binom{20}{2} (0.0359)^2 (0.9641)^{18} \right] \\
 &= 1 - [0.481329 + 0.358463 + 0.126806] \\
 &= \underline{0.0334}
 \end{aligned}$$

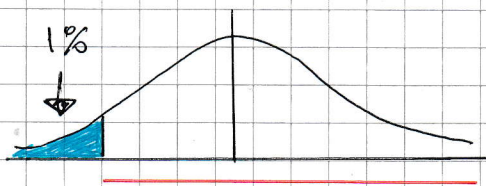
d) SETTING UP HYPOTHESES

- $H_0 : \mu = 48$
- $H_1 : \mu < 48$, WHERE μ REPRESENTS THE MEAN FINISHING TIME OF ALL TOP SET STUDENTS

GIVEN FURTHER

$\bar{x}_6 = 44$ $n = 6$ $\sigma = 5$ 1% SIGNIFICANCE

OBTAIN THE CRITICAL VALUE OF THE TEST STATISTIC



$\Phi^{-1}(0.99) = -2.3263$

$$\begin{aligned}
 Z\text{-STATISTIC} &= \frac{\bar{x}_6 - \mu}{\sigma/\sqrt{n}} \\
 &= \frac{44 - 48}{5/\sqrt{6}} \\
 &= -1.9596
 \end{aligned}$$

AS $-1.9596 > -2.3263$ THERE IS NO SIGNIFICANT EVIDENCE AT 1% SIGNIFICANCE TO SUPPORT THE CLAIM
NO SUFFICIENT EVIDENCE TO REJECT H_0

- 1 -

1YGB - MMS PAPER J - QUESTION 8.

a) $X \sim B(6, \frac{1}{3})$
 $P(X=2) = \binom{6}{2} \left(\frac{1}{3}\right)^2 \left(\frac{2}{3}\right)^4 = \frac{80}{243} \approx 0.3292$

b) we require $P(X_1 + X_2 < 2)$

$$P(X=0) \times P(X=0) = \left[\binom{6}{0} \left(\frac{1}{3}\right)^0 \left(\frac{2}{3}\right)^6 \right]^2 \approx 0.007707\dots$$

$$\left. \begin{array}{l} P(X=0) \times P(X=1) \\ P(X=1) \times P(X=0) \end{array} \right\} = \left[\binom{6}{0} \left(\frac{1}{3}\right)^0 \left(\frac{2}{3}\right)^6 \right] \times \left[\binom{6}{1} \left(\frac{1}{3}\right)^1 \left(\frac{2}{3}\right)^5 \right] \times 2 \text{ ways}$$

$$\approx 0.046244\dots$$

\therefore REQUIRED PROBABILITY IS $0.007707 + 0.046244 \approx 0.0540$

c) $Y =$ AN OBSERVATION of 2 FROM X

$$Y \sim B\left(8, \frac{80}{243}\right)$$

$$P(Y=4) = \binom{8}{4} \left(\frac{80}{243}\right)^4 \left(\frac{163}{243}\right) \approx 0.1665$$

- | -

LYGB - MMC PAPER J - QUESTION 9

a) AN ENTIRE COLLECTION OF ITEMS (DATA) OF SOME STATISTICAL INTEREST IS CALLED A POPULATION //

b) A SURVEY WHICH TAKES INTO ACCOUNT A POPULATION IS CALLED A CENSUS //

- c)
- WHEN THE POPULATION IS RELATIVELY SMALL
 - WHEN BETTER ACCURACY IS REQUIRED
 - WHEN "TIME CONSUMPTION" IS NOT A CONCERN
 - WHEN RESOURCES IN DATA ANALYSING ARE PLentiful
 - WHEN RESPONSES IN QUESTIONS ARE LIKELY TO BE LOW

ETC //

-1-

1YGB - MMS PAPER 1 - QUESTION 10

a) LOOKING AT THE JOURNEY A TO B

b)

$u = 24 \text{ ms}^{-1}$
$a = ?$
$s = 476 \text{ m}$
$t = ?$
$v = 10 \text{ ms}^{-1}$

$$v^2 = u^2 + 2as$$
$$10^2 = 24^2 + 2a(476)$$
$$100 = 576 + 952a$$
$$-952a = 476$$
$$a = -0.5$$

$$v = u + at$$
$$10 = 24 + (-0.5)t$$
$$0.5t = 14$$
$$t = 28 \text{ s}$$

I.E. DECELERATION 0.5 ms^{-2}

c) LOOKING AT THE JOURNEY FROM B TO C

d)

$u = 10 \text{ ms}^{-1}$
$a = ?$
$s = 855 \text{ m}$
$t = 45 \text{ s}$
$v = ?$

$$s = ut + \frac{1}{2}at^2$$
$$855 = 10 \times 45 + \frac{1}{2}a \times 45^2$$
$$855 = 450 + \frac{2025a}{2}$$
$$405 = 1012.5a$$
$$a = 0.4 \text{ ms}^{-2}$$

$$v = u + at$$
$$v = 10 + 0.4 \times 45$$
$$v = 28 \text{ ms}^{-1}$$

e) TO FIND THE AVERAGE SPEED FOR THE ENTIRE JOURNEY

$$\text{AVERAGE SPEED} = \frac{\text{TOTAL DISTANCE}}{\text{TOTAL TIME}}$$

$$= \frac{476 + 855}{28 + 45}$$

$$= 18.23 \text{ ms}^{-1}$$

- 3 -

IYGB - MMS PAPER J - QUESTION 11

a) $a = (2t-4)\underline{i} + 3\underline{j}$

$$\underline{a}_4 = (2 \times 4 - 4)\underline{i} + 3\underline{j}$$

$$\underline{a}_4 = 4\underline{i} + 3\underline{j}$$

$$|\underline{a}_4| = \sqrt{4^2 + 3^2}$$

$$|\underline{a}_4| = 5 \text{ ms}^{-2}$$

using $f = ma$

$$F = 0.2 \times 5$$

$$F = 1 \text{ N}$$

b)

INTEGRATE THE ACCELERATION VECTOR TO OBTAIN VELOCITY VECTOR

$$\Rightarrow \underline{v} = \int (2t-4)\underline{i} + 3\underline{j} \, dt$$

$$\Rightarrow \underline{v} = (t^2 - 4t + A)\underline{i} + (3t + B)\underline{j}$$

with $t=0$ $v = 3\underline{i} - 9\underline{j}$

$$\therefore 3\underline{i} - 9\underline{j} = A\underline{i} + B\underline{j}$$

$$A = 3$$

$$B = -9$$

$$\therefore \underline{v} = (t^2 - 4t + 3)\underline{i} + (3t - 9)\underline{j}$$

$$\underline{v} = (t-3)(t-1)\underline{i} + 3(t-3)\underline{j}$$

\therefore BY INSPECTION $\underline{v} = 0$ with $t=3$

LYGB - MMS PAPER J - QUESTION 11

c) INTEGRATE AGAIN TO OBTAIN THE POSITION VECTOR

$$\underline{r} = \int (t^2 - 4t + 3)\underline{i} + (3t - 9)\underline{j} dt$$

$$\underline{r} = \left(\frac{1}{3}t^3 - 2t^2 + 3t + C\right)\underline{i} + \left(\frac{3}{2}t^2 - 9t + D\right)\underline{j}$$

WHEN $t=0$ $\underline{r} = -18\underline{i} - 24\underline{j}$

$$\Rightarrow -18\underline{i} - 24\underline{j} = C\underline{i} + D\underline{j}$$

$$C = -18$$

$$D = -24$$

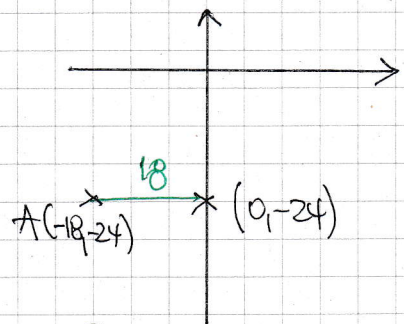
$$\therefore \underline{r} = \left(\frac{1}{3}t^3 - 2t^2 + 3t - 18\right)\underline{i} + \left(\frac{3}{2}t^2 - 9t - 24\right)\underline{j}$$

WHEN $t=6$

$$\underline{r} = (72 - 72 + 18 - 18)\underline{i} + (54 - 54 - 24)\underline{j} = -24\underline{j}$$

INDICED ON THE
y AXIS

\therefore DISTANCE FROM A IS 18 m



d) WHEN $y=0$, IF \underline{j} COMPONENT ZERO IN \underline{r}

$$\Rightarrow \frac{3}{2}t^2 - 9t - 24 = 0$$

$$\Rightarrow t^2 - 6t - 16 = 0$$

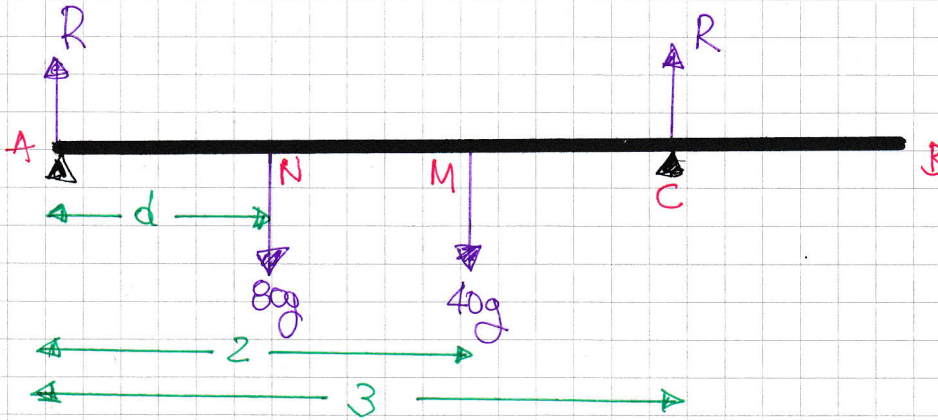
$$\Rightarrow (t - 8)(t + 2) = 0$$

$\therefore t =$ 8
~~2~~

-1-

1YGB - NMS PAPER 1 - QUESTION 12

STARTING WITH A DIAGRAM



RESOLVING VERTICALLY

$$R + R = 80g + 40g$$

$$2R = 120g$$

$$R = 60g$$

TAKING MOMENTS ABOUT A

$$\overset{\curvearrowright}{A}: 80g \times d + 40g \times 2 = R \times 3$$

$$80gd + 80g = 180g$$

$$80d + 80 = 180$$

$$80d = 100$$

$$d = 1.25 \text{ m}$$

IVGB - MMS PAPER J - QUESTION 13



WE CONSIDER THE LIMITING CASE, IE THE VALUE OF V, SO THAT IT LANDS ON B - LET THE FLIGHT TIME BE T

● VERTICALLY FROM A TO B

$$"s = ut + \frac{1}{2}at^2"$$

$$-20 = (V \sin 40)T + \frac{1}{2}(-9.8)T^2$$

$$-20 = VT \sin 40 - 4.9T^2$$

● HORIZONTALLY FROM A TO B

$$"x = \text{SPEED} \times \text{TIME}"$$

$$150 = V \cos 40 \times T$$

$$150 = VT \cos 40$$

SOLVING SIMULTANEOUSLY

$$VT = \frac{150}{\cos 40} \Rightarrow -20 = \left(\frac{150}{\cos 40}\right) \sin 40 - 4.9T^2$$

$$\Rightarrow -20 = 150 \tan 40 - 4.9T^2$$

$$\Rightarrow 4.9T^2 = 150 \tan 40 + 20$$

$$\Rightarrow T^2 = 29.768 \dots$$

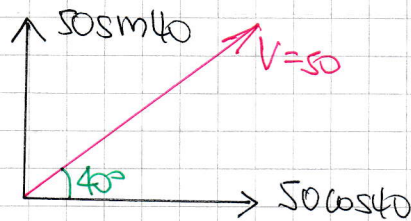
$$\Rightarrow T = 5.456038 \dots$$

$$\therefore V = \frac{150}{T \cos 40} = 35.888 \dots$$

$$\therefore V_{\text{MIN}} = 35.89 \text{ m/s}$$

1YGB-MMS PART 2 QUESTION 13

b) IF $V = 50$ - LOOKING AT THE VELOCITY COMPONENTS



VERTICALLY " $\ddot{v} = u + at$ "

$$V = 50 \sin 45 - 9.8 \times 5$$

$$V = -16.86 \dots$$

HORIZONTALLY UNCHANGED

$$50 \cos 45 \approx 38.30 \dots$$

LOOKING AT THE SPEEDS WHEN $t = 5$



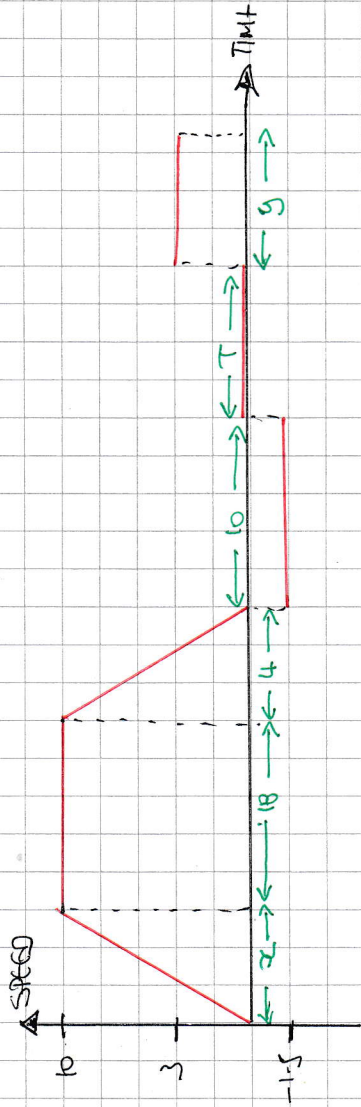
● $SPEED = \sqrt{(16.86 \dots)^2 + (38.30 \dots)^2} \approx \underline{41.85 \text{ ms}^{-1}}$

● $\tan \theta = \frac{16.86 \dots}{38.30 \dots}$

$\theta = \underline{23.8^\circ}$

BELOW THE HORIZONTAL

1YGB - MMS PAGE 1 - QUESTION 14



a) ACCELERATION = GRADIENT

$$1.25 = \frac{10}{x}$$

$$x = 8$$

14.8 seconds

b) DECELERATION = GRADIENT

$$a = \frac{10}{4}$$

$$a = 2.5 \text{ ms}^{-2}$$

c)

THE RECTANGLES MUST HAVE THE SAME AREA
(SAME DISTANCE BACK, AND THEN BACK TO BIKE)

$$(10 \times 1.5) = 3y$$

$$y = 5$$

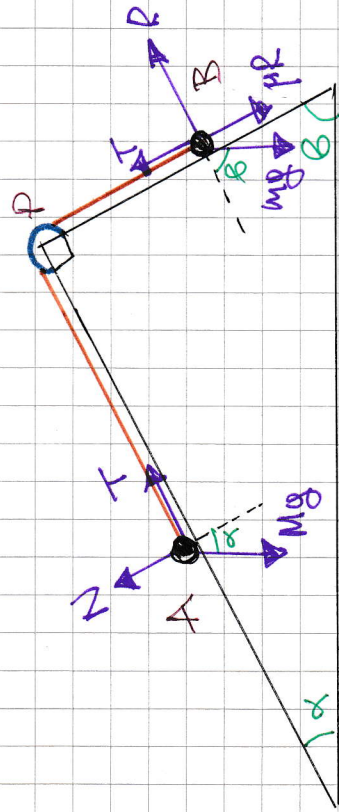
$$\therefore x + 18 + 4 + 10 + T + y = 90$$

$$8 + 18 + 4 + 10 + T + 5 = 90$$

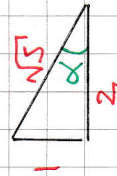
$$T = 45$$

1YGB - MMS PART 2 - QUESTION 15

PUTTING ALL THE INFORMATION IN A DETAILED DIAGRAM



$$\tan \alpha = \frac{1}{2}$$



$$\sin \alpha = \frac{1}{\sqrt{5}}$$

$$\cos \alpha = \frac{2}{\sqrt{5}}$$

$$\tan \beta = 2$$



$$\sin \beta = \frac{2}{\sqrt{5}}$$

$$\cos \beta = \frac{1}{\sqrt{5}}$$

WORKING AT THE FORCES PARALLEL TO THE PLANE

$$\left. \begin{aligned} \text{(A) } Mg \sin \alpha &= T \\ \text{(B) } mg \sin \beta + \mu R &= T \end{aligned} \right\} \Rightarrow Mg \sin \alpha = mg \sin \beta + \mu R$$

$$\Rightarrow Mg \sin \alpha = mg \sin \beta + \mu (mg \cos \beta)$$

$$\Rightarrow M \sin \alpha = m \sin \beta + \mu m \cos \beta$$

$$\Rightarrow M \left(\frac{1}{\sqrt{5}} \right) = m \left(\frac{2}{\sqrt{5}} \right) + \mu m \left(\frac{1}{\sqrt{5}} \right)$$

$$\times \sqrt{5} \quad \curvearrowright$$

$$\Rightarrow M = 2m + \mu m$$

$$\Rightarrow M = m(2 + \mu)$$

AS REQUIRED

IYGB - MMS PAPER J - QUESTION 16

a) USING $\underline{r} = \underline{r}_0 + \underline{v}t$

$$(16\underline{i} - 2\underline{j}) = (18\underline{i} - 5\underline{j}) + \underline{v} \times 0.5$$

$$-2\underline{i} + 3\underline{j} = \frac{1}{2}\underline{v}$$

$$\underline{v} = -4\underline{i} + 6\underline{j}$$

$$\underline{\text{SPEED}} = |\underline{v}| = |-4\underline{i} + 6\underline{j}| = \sqrt{(-4)^2 + 6^2} = \sqrt{16 + 36} = \sqrt{52} \approx 7.21 \text{ km h}^{-1}$$

b) USING AGAIN $\underline{r} = \underline{r}_0 + \underline{v}t$

$$\underline{r} = (18\underline{i} - 5\underline{j}) + (-4\underline{i} + 6\underline{j})t$$

$$\underline{r} = (18 - 4t)\underline{i} + (6t - 5)\underline{j}$$

$$\begin{aligned} f(t) &= 18 - 4t \\ g(t) &= 6t - 5 \end{aligned}$$

c) WHEN $t = 2$ (AT 14:00)

$$\underline{r} = (18 - 4 \times 2)\underline{i} + (6 \times 2 - 5)\underline{j}$$

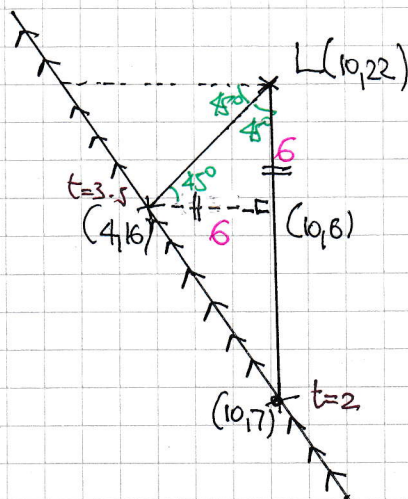
$$\underline{r} = 10\underline{i} + 7\underline{j}$$

WHEN $t = \frac{7}{2}$ (AT 15:30)

$$\underline{r} = (18 - 4 \times \frac{7}{2})\underline{i} + (6 \times \frac{7}{2} - 5)\underline{j}$$

$$\underline{r} = 4\underline{i} + 16\underline{j}$$

LOOKING AT A DIAGRAM.



BY INSPECTION $L(10, 22)$

$$\underline{r} = 10\underline{i} + 22\underline{j}$$