

1YGB - MP2 PAPER X - QUESTION 1

WITHOUT LOSS OF GENERALITY LET THE A, B & C BE

$$A = A \neq 0$$

$$B = Ar$$

$$C = Ar^2 \quad (\text{AS THEY ARE IN GEOMETRIC PROGRESSION})$$

NOW $A, 2B$ & C ARE IN ARITHMETIC PROGRESSION

$$\Rightarrow 2B - A = C - 2B$$

$$\Rightarrow 4B = A + C$$

$$\Rightarrow 4Ar = A + Ar^2$$

$$\Rightarrow 4r = 1 + r^2 \quad (A \neq 0)$$

$$\Rightarrow r^2 - 4r + 1 = 0$$

$$\Rightarrow (r-2)^2 - 4 + 1 = 0$$

$$\Rightarrow (r-2)^2 = 3$$

$$\Rightarrow r-2 = \begin{cases} \sqrt{3} \\ -\sqrt{3} \end{cases}$$

$$\Rightarrow r = \begin{cases} \underline{2 + \sqrt{3}} \\ \underline{2 - \sqrt{3}} \end{cases}$$

- 1 -

MP2 - PAGE X - QUESTION 2

a) SOLVING SIMULTANEOUSLY WE OBTAIN

$$\left. \begin{array}{l} y = \cos 2x \\ y = \sin x \end{array} \right\} \Rightarrow$$

$$\cos 2x = \sin x$$

$$1 - 2\sin^2 x = \sin x$$

$$0 = 2\sin^2 x + \sin x - 1$$

$$0 = (2\sin x - 1)(\sin x + 1)$$

$$\sin x = \begin{cases} \frac{1}{2} \\ -1 \end{cases}$$

$$\bullet \alpha = \frac{\pi}{6} \pm 2n\pi$$

$$\bullet \alpha = \frac{5\pi}{6} \pm 2n\pi$$

$$n = 0, 1, 2, 3, \dots$$

$$\bullet \alpha = -\frac{\pi}{2} \pm 2n\pi$$

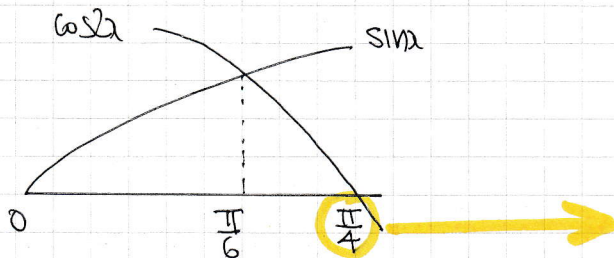
$$\bullet \alpha = \frac{3\pi}{2} \pm 2n\pi$$

$$n = 0, 1, 2, 3, 4, \dots$$

OR

\therefore THE FIRST POSITIVE SOLUTION IS $\alpha = \frac{\pi}{6}$

b) LOOKING AT THE DIAGRAM WE WANT



$$\cos 2\alpha = 0$$

$$2\alpha = \frac{\pi}{2} \pm 2n\pi$$

$$2\alpha = \frac{3\pi}{2} \pm 2n\pi$$

$$n = 0, 1, 2, 3, \dots$$

$$\alpha = \frac{\pi}{4} \pm n\pi$$

$$\alpha = \frac{3\pi}{4} \pm n\pi$$

$$\text{AREA} = \int_0^{\pi/6} \sin x \, dx + \int_{\pi/6}^{\pi/4} \cos 2x \, dx$$

$$= \left[-\cos x \right]_0^{\pi/6} + \left[\frac{1}{2} \sin 2x \right]_{\pi/6}^{\pi/4}$$

$$= \left[-\frac{\sqrt{3}}{2} - (-1) \right] + \left[\frac{1}{2} - \frac{1}{2} \left(\frac{\sqrt{3}}{2} \right) \right] = -\frac{\sqrt{3}}{2} + 1 + \frac{1}{2} - \frac{\sqrt{3}}{4} = \frac{3}{2} - \frac{3\sqrt{3}}{4}$$

$\frac{3}{4}(2 - \sqrt{3})$

IXGB - MP2 PAPER X - QUESTION 3

START BY REGROUPING THE TERMS

$$\Rightarrow x - 2x^2 + x^3 - 2x^4 + x^5 - 2x^6 + \dots = -\frac{2}{5}$$

$$\Rightarrow (x + x^3 + x^5 + \dots) - 2(x^2 + x^4 + x^6 + \dots) = -\frac{2}{5}$$

↑

G.P. WITH $a=x$
 $r=x^2$

$$\sum_{\infty} = \frac{x}{1-x^2}$$

↑

G.P. WITH $a=x^2$
 $r=x^2$

$$\sum_{\infty} = \frac{x^2}{1-x^2}$$

THUS WE NOW HAVE

$$\Rightarrow \frac{x}{1-x^2} - 2\left(\frac{x^2}{1-x^2}\right) = -\frac{2}{5}$$

$$\Rightarrow \frac{x}{1-x^2} - \frac{2x^2}{1-x^2} = -\frac{2}{5}$$

$$\Rightarrow \frac{x-2x^2}{1-x^2} = \frac{-2}{5}$$

$$\Rightarrow 5x - 10x^2 = -2 + 2x^2$$

$$\Rightarrow 0 = 12x^2 - 5x - 2$$

$$\Rightarrow 0 = (4x + 1)(3x - 2)$$

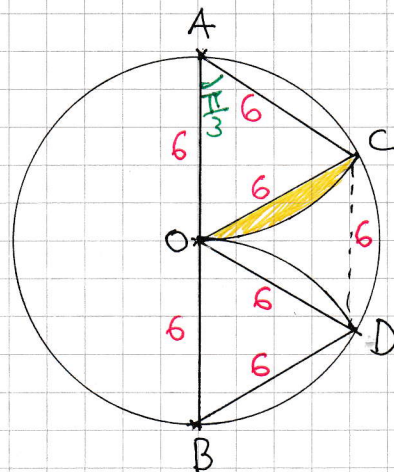
$$\Rightarrow x = \begin{cases} \frac{2}{3} \\ -\frac{1}{4} \end{cases}$$

1YGB - MP2 PAPER X - QUESTION 4

LOOKING AT THE DIAGRAM, $\triangle AOC$ IS EQUILATERAL, SO ALL ITS ANGLES ARE $60^\circ = \frac{\pi}{3}$

• AREA OF SECTOR OAC = $\frac{1}{2}r^2\theta^\circ$
= $\frac{1}{2} \times 6^2 \times \frac{\pi}{3}$
= 6π

• AREA OF EQUILATERAL TRIANGLE AOC
= $\frac{1}{2}|AO||AC|\sin\frac{\pi}{3}$
= $\frac{1}{2} \times 6 \times 6 \times \frac{\sqrt{3}}{2}$
= $9\sqrt{3}$



• AREA OF SEGMENT, SHOWN IN YELLOW
= $6\pi - 9\sqrt{3}$

• REQUIRED AREA = AREA OF SECTOR COB - 2 "YELLOW" SEGMENTS
= $6\pi - 2(6\pi - 9\sqrt{3})$
= $6\pi - 12\pi + 18\sqrt{3}$
= $18\sqrt{3} - 6\pi$
= $6(3\sqrt{3} - \pi)$ AS REQUIRED

- 1 -

1YGB - MP2 PAPER X - QUESTION 5

a) PROCEED AS FOLLOWS NOTING $-1 \leq x \leq 1$ & $-\frac{\pi}{2} \leq y \leq \frac{\pi}{2}$

$$y = \arcsin x$$

$$\sin y = x$$

$$x = \sin y$$

$$\frac{dx}{dy} = \cos y$$

$$\frac{dy}{dx} = \frac{1}{\cos y}$$

$$\frac{dy}{dx} = \frac{1}{+\sqrt{1-\sin^2 y}}$$

$$\frac{dy}{dx} = \frac{1}{\sqrt{1-x^2}}$$

As $-\frac{\pi}{2} \leq y \leq \frac{\pi}{2}$
 $0 \leq \cos y \leq 1$

b) $y = 2 \arcsin x - 4x^{\frac{3}{2}}$

$$\frac{dy}{dx} = \frac{2}{\sqrt{1-x^2}} - 6x^{\frac{1}{2}}$$

FOR STATIONARY VALUES

$$\Rightarrow 0 = \frac{2}{(1-x^2)^{\frac{1}{2}}} - 6x^{\frac{1}{2}}$$

$$\Rightarrow 6x^{\frac{1}{2}} = \frac{2}{(1-x^2)^{\frac{1}{2}}}$$

$$\Rightarrow 3x^{\frac{1}{2}} = \frac{1}{(1-x^2)^{\frac{1}{2}}}$$

$$\Rightarrow 9x = \frac{1}{1-x^2}$$

1YGB- MP2 PAPER X - QUESTION 5

$$\Rightarrow 9x - 9x^3 = 1$$

$$\Rightarrow 9x^3 - 9x + 1 = 0$$

c) Let $f(x) = 9x^3 - 9x + 1$

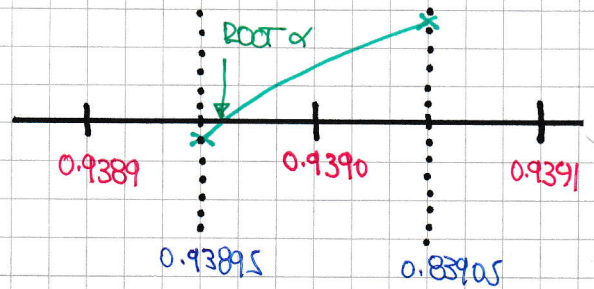
• $f(0.93905) = 0.00116... > 0$

• $f(0.93895) = -0.00031... < 0$

As $f(x)$ is continuous and changes sign in the above interval

$$0.93895 < \alpha < 0.93905$$

∴ $\alpha = 0.9390$ correct to 4 d.p.



d) Assuming no knowledge of " $\alpha\beta\gamma = -\frac{d}{a}$ "

$$\Rightarrow 9x^3 - 9x + 1 = 0$$

$$\Rightarrow x^3 - x + \frac{1}{9} = 0$$

$$\Rightarrow (x - 0.9390)(x + 1.0515)(x - \gamma) = 0$$

Thus $(-0.9390)(1.0515)(-\gamma) = \frac{1}{9}$

$$0.9873585... \gamma = \frac{1}{9}$$

$\gamma = 0.112$

3 d.p.

NYGB - MP2 PAPER X - QUESTION 6FORMING A DIFFERENTIAL EQUATION

$$\frac{dm}{dt} = -km$$

↑ RATE ↑ DECAYING ↑ PROPORTIONAL
 ↑ MASS OF ISOTOPE PRESENT

m = MASS (SAY IN kg)
 t = TIME: (YEARS)

 $t = 0$ $m = M$
 $t = 80$ $m = \frac{1}{2}M$

SEPARATING VARIABLES

$$\Rightarrow dm = -kmdt$$

$$\Rightarrow \frac{1}{m} dm = -k dt$$

$$\Rightarrow \int \frac{1}{m} dm = \int -k dt$$

$$\Rightarrow \ln|m| = -kt + C$$

$$\Rightarrow m = e^{-kt+C}$$

$$\Rightarrow m = e^{-kt} \times e^C$$

$$\Rightarrow m = Ae^{-kt} \quad (A = e^C)$$

APPLY CONDITION $m = M$, AT $t = 0$

$$\Rightarrow M = Ae^0$$

$$\Rightarrow A = M$$

1YGB - MP2 PAPER X - QUESTION 5

$$\Rightarrow m = Me^{-kt}$$

"HALF LIFE OF 80" $\Rightarrow t=80$ $m = \frac{1}{2}M$

$$\Rightarrow \frac{1}{2}M = Me^{-80k}$$

$$\Rightarrow \frac{1}{2} = e^{-80k}$$

$$\Rightarrow 2 = e^{80k}$$

$$\Rightarrow (e^{10k})^8 = 2$$

$$\Rightarrow e^{10k} = 2^{\frac{1}{8}} \approx 1.0905... \quad (\text{or } k \approx 0.0086643...)$$

FINALLY WITH $t=50$

$$\Rightarrow m = Me^{-kt}$$

$$\Rightarrow m = Me^{-50k}$$

$$\Rightarrow m = M(e^{10k})^{-5}$$

$$\Rightarrow m = M \times 2^{-\frac{5}{8}}$$

$$\therefore \text{PROPORTION WHICH REMAINS} = \frac{2^{-\frac{5}{8}}M}{M} = \frac{1}{2^{\frac{5}{8}}} = 0.648$$

$\approx 64.8\%$

1Y08 - MP2 PAPER X - QUESTION 7

DIFFERENTIATE WITH RESPECT TO x , TWICE

$$y = \ln(1 + \sin x)$$

$$\frac{dy}{dx} = \frac{\cos x}{1 + \sin x}$$

$$\frac{d^2y}{dx^2} = \frac{(1 + \sin x)(-\cos x) - \cos x (\cos x)}{(1 + \sin x)^2}$$

$$\frac{d^2y}{dx^2} = \frac{-\sin x - \sin^2 x - \cos^2 x}{(1 + \sin x)^2} = \frac{-\sin x - (\sin^2 x + \cos^2 x)}{(1 + \sin x)^2}$$

$$\frac{d^2y}{dx^2} = \frac{-\sin x - 1}{(1 + \sin x)^2} = - \frac{1 + \sin x}{(1 + \sin x)^2}$$

$$\frac{d^2y}{dx^2} = - \frac{1}{1 + \sin x}$$

BUT SINCE $y = \ln(1 + \sin x) \implies 1 + \sin x = e^y$

$$\therefore \frac{d^2y}{dx^2} = - \frac{1}{e^y}$$

$$\frac{d^2y}{dx^2} = - e^{-y}$$

∴ $f(y) = -e^{-y}$

- 1 -

1YGB - MP2 PAPER X - QUESTION 8

USING THE DOUBLE ANGLE IDENTITY FOR SINE

$$\begin{aligned}\Rightarrow \sin x \cos x \cos 2x \cos 4x &= \frac{\sqrt{2}}{16} && \left. \begin{array}{l} \\ \\ \\ \end{array} \right\} \times 2 \\ \Rightarrow \underline{2 \sin x \cos x} \cos 2x \cos 4x &= \frac{\sqrt{2}}{8} \\ \Rightarrow \sin 2x \cos 2x \cos 4x &= \frac{\sqrt{2}}{8} && \left. \begin{array}{l} \\ \\ \\ \end{array} \right\} \times 2 \\ \Rightarrow \underline{2 \sin 2x \cos 2x} \cos 4x &= \frac{\sqrt{2}}{4} \\ \Rightarrow \sin 4x \cos 4x &= \frac{\sqrt{2}}{4} && \left. \begin{array}{l} \\ \\ \\ \end{array} \right\} \times 2 \\ \Rightarrow \underline{2 \sin 4x \cos 4x} &= \frac{\sqrt{2}}{2} \\ \Rightarrow \sin 8x &= \frac{\sqrt{2}}{2}\end{aligned}$$

$$\begin{cases} \theta_1 = \pi/4 \pm 2n\pi \\ \theta_2 = 3\pi/4 \pm 2n\pi \end{cases} \quad n=0,1,2,3,\dots$$

$$\begin{cases} x = \pi/32 \pm \frac{n\pi}{4} \\ x = 3\pi/32 \pm \frac{n\pi}{4} \end{cases}$$

FOR THE RANGE $0 \leq x \leq \pi/2$

$$x = \underline{\frac{\pi}{32}, \frac{9\pi}{32}, \frac{3\pi}{32}, \frac{11\pi}{32}}$$

1YGB-MP2 PAPER X - QUESTION 9

a) PROCEED BY PARTIAL FRACTION OR DIRECT EVALUATION

$$\Rightarrow f(x) = a(2-3x)(1-2x)^{-1}(2+x)^{-1}$$

$$\Rightarrow f(x) = a(2-3x)(1-2x)^{-1} \times 2^{-1}(1+\frac{1}{2}x)^{-1}$$

$$\Rightarrow f(x) = \frac{1}{2}a(2-3x)(1-2x)^{-1}(1+\frac{1}{2}x)^{-1}$$

$$\Rightarrow f(x) = \frac{1}{2}a(2-3x) \left[1 + (-1)(-2x) + \frac{(-1)(-2)}{1 \times 2}(-2x)^2 + \dots \right] \left[1 + (-1)(\frac{1}{2}x) + \frac{(-1)(-2)}{1 \times 2}(\frac{1}{2}x)^2 + \dots \right]$$

$$\Rightarrow f(x) = \frac{1}{2}a(2-3x)(1+2x+4x^2+\dots)(1-\frac{1}{2}x+\frac{1}{4}x^2+\dots)$$

EXPAND UP TO x^2 DUE TO PART (b)

$$\Rightarrow f(x) = \frac{1}{2}a(2-3x) \begin{bmatrix} 1 - \frac{1}{2}x + \frac{1}{4}x^2 + \dots \\ 2x - x^2 + \dots \\ + 4x^2 + \dots \end{bmatrix}$$

$$\Rightarrow f(x) = \frac{1}{2}a(2-3x) \left(1 + \frac{3}{2}x + \frac{13}{4}x^2 + \dots \right)$$

$$\Rightarrow f(x) = \frac{1}{2}a \begin{bmatrix} 2 + 3x + \frac{13}{2}x^2 + \dots \\ -3x - \frac{9}{2}x^2 + \dots \end{bmatrix}$$

$$\Rightarrow f(x) = \frac{1}{2}a(2 + 2x^2 + \dots)$$

\therefore COEFFICIENT OF x IS ZERO

b) FINALLY FROM THE ABOVE EXPRESSION

$$\frac{1}{2}a(\dots 2x^2) = 10x^2$$

$$a = 10$$

LYGB - MP2 PART 2 X - QUESTION 10

a) DIFFERENTIATING PARAMETRICALLY

$$\frac{dy}{dx} = \frac{dy/dt}{dx/dt} = \frac{2}{2t} = \frac{1}{t}$$

EQUATION OF TANGENT AT $P(p^2, 2p)$, GRADIENT $\frac{1}{p}$

$$y - 2p = \frac{1}{p}(x - p^2)$$

$$0 - 2p = \frac{1}{p}(x - p^2)$$

$$-2p^2 = x - p^2$$

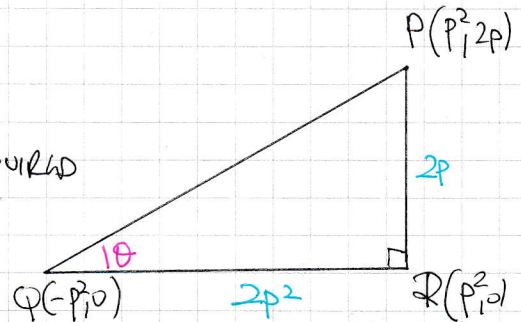
$$-p^2 = x$$

$\therefore Q(-p^2, 0)$

b) LOOKING AT THE TRIANGLE $\triangle PQR$

$$\tan \theta = \frac{|PR|}{|QR|} = \frac{2p}{2p^2} = \frac{1}{p}$$

AS REQUIRED



c) LOOKING AT THE TRIANGLE $\triangle PQR$

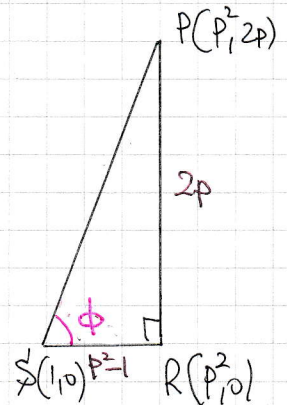
FROM DIAGRAM $\tan \phi = \frac{2p}{p^2 - 1}$

$$\tan \phi = \frac{2 \left(\frac{1}{\tan \theta} \right)}{\left(\frac{1}{\tan \theta} \right)^2 - 1}$$

$\tan \theta = \frac{1}{p}$

$$\tan \phi = \frac{\frac{2}{\tan \theta}}{\frac{1}{\tan^2 \theta} - 1}$$

$$\tan \phi = \frac{\frac{2}{\tan \theta} \times \tan^2 \theta}{\frac{1}{\tan^2 \theta} \times \tan^2 \theta - 1 \times \tan^2 \theta}$$



NGB - MP2 PAGE X - QUESTION 10

$$\tan \phi = \frac{2 \tan \theta}{1 - \tan^2 \theta}$$

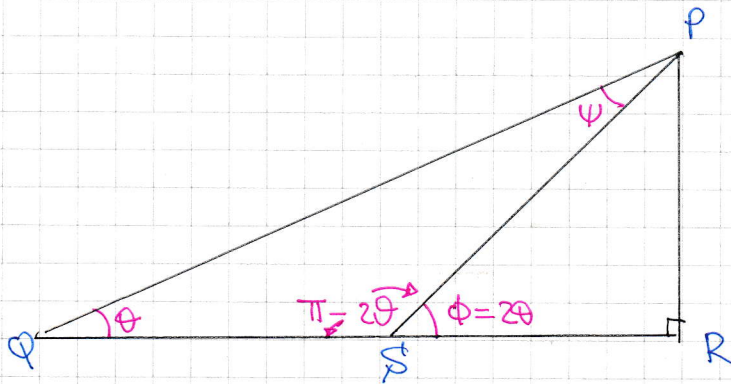
$$\tan \phi = \tan(2\theta)$$

$$\underline{\phi = 2\theta}$$

↗ R+P+RHS

$$\tan 2A = \frac{2 \tan A}{1 - \tan^2 A}$$

d) LOOKING AT THE DIAGRAM BELOW



$$\theta + (\pi - 2\theta) + \psi = \pi$$

$$-\theta + \psi = 0$$

$$\psi = \theta$$

∴ PQS IS ISOSCELES ⇒ |QS| = |PS|


- +

IYGB - MP2 PAPER X - QUESTION 11

a) STARTING WITH THE COMPOSITION

$$f(g(x)) = f(\sqrt{x-1}) = \underline{2\sqrt{x-1} + 1}$$

NEXT THE DOMAIN



IT MUST SATISFY BOTH

$$x \geq 10 \quad \text{AND}$$

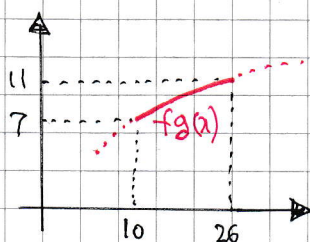
$$\sqrt{x-1} \leq 5$$

$$x-1 \leq 25$$

$$x \leq 26$$

\therefore DOMAIN $x \in \mathbb{R}$ SUCH THAT $10 \leq x \leq 26$

TO FIND THE RANGE WE NEED TO SEE THE GRAPH OF $f(g(x))$

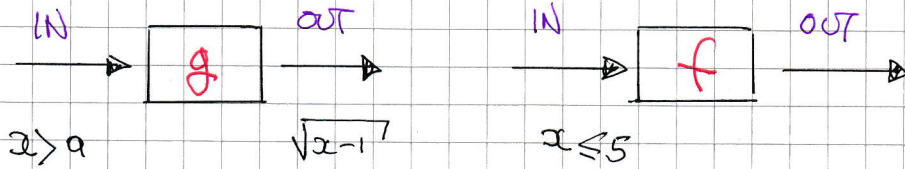


RANGE OF $f(g(x))$

$f(g(x)) \in \mathbb{R}$, SUCH THAT $7 \leq f(g(x)) \leq 11$

LYGB - MP2 PAPER X - QUESTION 11

b) LOOKING AGAIN AT THE DIAGRAM OF THE COMPOSITION



$$\sqrt{x-1} > 5$$

$$\sqrt{a-1} > 5$$

$$a-1 > 26$$

$$a > 27$$

It $a = 26$

— 1 —

1Y08 - MP2 PAPER X - QUESTION 12

LOOKING AT THE "COMBINATION" $\sin x \sin 3x$ WE WORK AS FOLLOWS

$$\cos(3x+x) = \cos 3x \cos x - \sin 3x \sin x$$

$$\cos(3x-x) = \cos 3x \cos x + \sin 3x \sin x$$

SUBTRACTING "UPWARDS"

$$\cos(3x-x) - \cos(3x+x) = 2\sin 3x \sin x$$

$$\cos 2x - \cos 4x = 2\sin 3x \sin x$$

RETURNING TO THE INTEGRAL

$$\begin{aligned} \int_0^{\pi/3} 32 \sin x \sin 2x \sin 3x \, dx &= \int_0^{\pi/3} 16 \sin 2x [2\sin 3x \sin x] \, dx \\ &= \int_0^{\pi/3} 16 \sin 2x [\cos 2x - \cos 4x] \, dx = \int_0^{\pi/3} 16 \sin 2x \cos 2x - 16 \sin 2x \cos 4x \, dx \\ &= \int_0^{\pi/3} 8(2\sin 2x \cos 2x) - 16 \sin 2x (2\cos^2 2x - 1) \, dx \\ &= \int_0^{\pi/3} 8 \sin 4x - 32 \cos^2 2x \sin 2x + 16 \sin 2x \, dx \\ &= \left[-2 \cos 4x + \frac{16}{3} \cos^3 2x - 8 \cos 2x \right]_0^{\pi/3} \\ &= \left[-2\left(-\frac{1}{2}\right) + \frac{16}{3}\left(-\frac{1}{2}\right)^3 - 8\left(-\frac{1}{2}\right) \right] - \left[-2 + \frac{16}{3} - 8 \right] \\ &= 1 - \frac{2}{3} + 4 + 2 - \frac{16}{3} + 8 \\ &= 9 \end{aligned}$$

IXGB - NP2 PAPER X - QUESTION 13

START BY CONNECTING DERIVATIVES

$$\frac{dh}{dt} = \frac{dh}{dv} \times \frac{dv}{dt}$$

$$\frac{dh}{dt} = \frac{dh}{dv} \times 50$$

$$\frac{dh}{dt} = \frac{1}{9\pi h^2} \times 50$$

$$\frac{dh}{dt} = \frac{50}{9\pi h^2}$$

NEXT WE ARE TOLD THAT

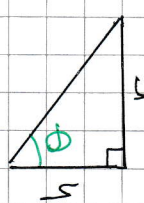
... CONSTANT RATE OF 50 cm³

PER SECOND...

... IN 60 SECONDS...

$$V = 50 \times 60$$

$$V = 3000 \text{ cm}^3$$



$\tan \theta = 3$

$\frac{r}{h} = 3$

$r = 3h$

Volume of cone

$V = \frac{1}{3} \pi r^2 h$

$V = \frac{1}{3} \pi (3h)^2 h$

$V = 3\pi h^3$

DIFFERENTIATE W.R.T h

$\frac{dV}{dh} = 9\pi h^2$

$\frac{dh}{dV} = \frac{1}{9\pi h^2}$

CONNECT THIS VOLUME INTO h

$$\Rightarrow V = 3\pi h^3$$

$$\Rightarrow 3000 = 3\pi h^3$$

$$\Rightarrow h^3 = \frac{1000}{\pi}$$

$$\Rightarrow h = \frac{10}{\pi^{1/3}}$$

FIND OUT WHAT

$$\Rightarrow \left. \frac{dh}{dt} \right|_{t=60} = \left. \frac{dh}{dt} \right|_{V=3000} = \left. \frac{dh}{dt} \right|_{h=\frac{10}{\pi^{1/3}}}$$

$$\Rightarrow \left. \frac{dh}{dt} \right|_{t=60} = \frac{50}{9\pi \left(\frac{10}{\pi^{1/3}}\right)^2} = \frac{50}{900\pi^{1/3}}$$

$$\Rightarrow \left. \frac{dh}{dt} \right|_{t=60} = \frac{1}{18\pi^{1/3}}$$

$$\Rightarrow \left. \frac{dh}{dt} \right|_{t=60} = \frac{1}{18} \pi^{-1/3}$$

~~AS REQUIRED~~