

A LEVEL

Examiners' report

**MATHEMATICS B
(MEI)**

H640

For first teaching in 2017

H640/01 Autumn 2020 series

Introduction

Our examiners' reports are produced to offer constructive feedback on candidates' performance in the examinations. They provide useful guidance for future candidates.



Reports for the Autumn 2020 series will provide a broad commentary about candidate performance, with the aim for them to be useful future teaching tools. As an exception for this series they will not contain any questions from the question paper nor examples of candidate answers.

The reports will include a general commentary on candidates' performance, identify technical aspects examined in the questions and highlight good performance and where performance could be improved. The reports will also explain aspects which caused difficulty and why the difficulties arose, whether through a lack of knowledge, poor examination technique, or any other identifiable and explainable reason.

A full copy of the question paper and the mark scheme can be downloaded from OCR.

Would you prefer a Word version?

Did you know that you can save this PDF as a Word file using Acrobat Professional?

Simply click on **File > Export to** and select **Microsoft Word**

(If you have opened this PDF in your browser you will need to save it first. Simply right click anywhere on the page and select **Save as . . .** to save the PDF. Then open the PDF in Acrobat Professional.)

If you do not have access to Acrobat Professional there are a number of **free** applications available that will also convert PDF to Word (search for PDF to Word converter).

Paper 1 series overview

H640/01 covers pure mathematics and mechanics. Many responses were very good as candidates sought the top grades. It appeared that candidates had sufficient time to complete the paper. The answer spaces were usually sufficient although some candidates did use the additional page at the end of the Printed Answer Booklet.

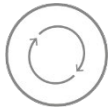
<i>Candidates who did well on this paper generally did the following:</i>	<i>Candidates who did less well on this paper generally did the following:</i>
<ul style="list-style-type: none">• Expressed complete arguments, explaining their thinking.• Had well annotated diagrams and graphs.• Understood the process of building a model and evaluating its usefulness.• Realised that a question required multiple steps for a complete solution.	<ul style="list-style-type: none">• Worked in fragments with little or no linking text to explain their thinking.• Struggled with negative powers.• Were careless with notation.• Had diagrams and graphs with insufficient labelling.

Themes in candidate responses

Instructions that specify how the answer should be given were not always heeded. For example answers to Question 2 where $\sqrt{2}$ appeared twice did not get full marks, and Question 4 and Question 10c required the answers in factorised form.

Diagrams and graphs need to be carefully labelled to get full credit. Sketch graphs with just the basic shape and no indication of scales or coordinate of key points were sometimes seen, even where the question indicated the labelling needed for the marks – for example Question 6 requires distances and Question 12b the points at which the gradient is zero.


Questions requiring several steps of working can be identified from the number of marks allocated. The problem solving in Question 13c was not handled well as candidates did not realise that the maximum height information was given so that theta could be evaluated and then used to determine whether the projectile hits the wall.


	<p>AfL</p>	<p>Rarely does an exam question ask for the same sort of working more than once. For example in Question 4, the chain rule is needed to find the first derivative. Some candidates did not notice that this result needed the product rule to differentiate again.</p>
---	-------------------	--

Common misconceptions

Some candidates are unsure when the *suvat* equations are appropriate which led them to substitute the function $0.8t + 0.5$ when finding the velocity in Question 9. Others integrated acceleration to find velocity but did not include the arbitrary constant – and so proved the particle was stationary when $t = 0$ even though the information in the question stated that the initial velocity was 3 m s^{-1} .

Many candidates found the use of vectors in the mechanics context of Question 15 quite difficult particularly where the unit vectors are not horizontal and vertical. Some wrote $\mathbf{i} = \dots$ and $\mathbf{j} = \dots$ instead of writing \mathbf{W} in terms of \mathbf{i} and \mathbf{j} .

	<p>Misconception</p>	<p>The vector equilibrium equation is most easily expressed as total force = zero vector. It was very common to see the weight equal to the sum of the other forces. (Question 15b)</p>
---	-----------------------------	---

	<p>OCR support</p>	<p>The use of Free-body force diagrams may help students clearly resolve a force into components. A short blog on Ideas to help students who find mechanics hard can be found on the OCR website.</p>
---	---------------------------	---


Key teaching and learning points – comments on improving performance

Some candidates need to express their arguments more clearly, particularly when the question included the statement '**In this question you must show detailed reasoning**' or to establish a given answer where the command word 'Show that' is used.

In Question 7a it was not enough to show that $f(-2) = 0$ but a statement indicating that this implied that $(x + 2)$ is a factor was also needed. Question 7b was only given full marks when a quadratic factor and a product of linear factors were seen – some candidates had the factors and not the roots of the equation.

In Question 3, using -4^2 instead of $(-4)^2$ cost a mark.

In Question 12a the differentiation from first principles must clearly express the key concept of the limit as h tends to zero to get full credit.

	OCR support	An Exam hints for students document can be downloaded from the OCR website with further exemplification of the meanings of the defined command words used in H640 examination papers.
---	--------------------	---

Guidance on using this paper as a mock

This paper would be suitable for a mock exam paper. It could be made simpler for teachers to mark if Question 9 were changed to $a = 0.8t - 0.5$ in order to remove the need for the alternative methods.

Supporting you

Review of results

If any of your students' results are not as expected, you may wish to consider one of our review of results services. For full information about the options available visit the [OCR website](#). If university places are at stake you may wish to consider priority service 2 reviews of marking which have an earlier deadline to ensure your reviews are processed in time for university applications.

Supporting you through 2020-2021

Our priority is supporting you and your students this autumn and to support you as you prepare for summer 2021 exams. We'll update our [website information](#) regularly with resources, guidance and key information.

Take a look at our support for:

- [Teachers](#)
- [Students](#)
- [Exams officers](#)
- [Assessment specialists](#)

Keep up-to-date

We are sending a weekly roundup to tell you about important updates. You can also sign up for your subject specific updates. If you haven't already, [sign up here](#).

OCR Professional Development

Attend one of our popular CPD courses to hear directly from a senior assessor or drop in to a Q&A session. All our courses for the academic year 2020-2021 are being delivered live via an online platform, so you can attend from any location.

Please find details for all our courses on the relevant subject page on our [website](#) or visit [OCR professional development](#).

Signed up for Exambuilder?

ExamBuilder is the question builder platform for a range of our GCSE, A Level, Cambridge Nationals, Cambridge Technicals and Functional Skills qualifications. See the full list of available qualifications in the [sign up form](#).

ExamBuilder is **free for all OCR centres** with an Interchange account and gives you unlimited users per centre. We need an [Interchange](#) username to validate the identity of your centre's first user account for ExamBuilder.

If you do not have an Interchange account please contact your centre administrator (usually the Exams Officer) to request a username, or nominate an existing Interchange user in your department.

Need to get in touch?

If you ever have any questions about OCR qualifications or services (including administration, logistics and teaching) please feel free to get in touch with our Customer Support Centre.

General qualifications

01223 553998

general.qualifications@ocr.org.uk

Vocational qualifications

02476 851509

vocational.qualifications@ocr.org.uk

For more information visit

 ocr.org.uk/i-want-to/find-resources/

 ocr.org.uk

 [/ocrexams](https://www.facebook.com/ocrexams)

 [/ocrexams](https://twitter.com/ocrexams)

 [/company/ocr](https://www.linkedin.com/company/ocr)

 [/ocrexams](https://www.youtube.com/ocrexams)

We really value your feedback

Click to send us an autogenerated email about this resource. Add comments if you want to. Let us know how we can improve this resource or what else you need. Your email address will not be used or shared for any marketing purposes.



I like this



I dislike this



OCR is part of Cambridge Assessment, a department of the University of Cambridge.

For staff training purposes and as part of our quality assurance programme your call may be recorded or monitored. © OCR 2020 Oxford Cambridge and RSA Examinations is a Company Limited by Guarantee. Registered in England. Registered office The Triangle Building, Shaftesbury Road, Cambridge, CB2 8EA. Registered company number 3484466. OCR is an exempt charity.

OCR operates academic and vocational qualifications regulated by Ofqual, Qualifications Wales and CCEA as listed in their qualifications registers including A Levels, GCSEs, Cambridge Technicals and Cambridge Nationals.

OCR provides resources to help you deliver our qualifications. These resources do not represent any particular teaching method we expect you to use. We update our resources regularly and aim to make sure content is accurate but please check the OCR website so that you have the most up to date version. OCR cannot be held responsible for any errors or omissions in these resources.

Though we make every effort to check our resources, there may be contradictions between published support and the specification, so it is important that you always use information in the latest specification. We indicate any specification changes within the document itself, change the version number and provide a summary of the changes. If you do notice a discrepancy between the specification and a resource, please [contact us](#).

You can copy and distribute this resource freely if you keep the OCR logo and this small print intact and you acknowledge OCR as the originator of the resource.

OCR acknowledges the use of the following content: N/A

Whether you already offer OCR qualifications, are new to OCR or are thinking about switching, you can request more information using our [Expression of Interest form](#).

Please [get in touch](#) if you want to discuss the accessibility of resources we offer to support you in delivering our qualifications.